

2009 **TUNDRA** 



Take the high road. The low road. Any road.

Model Overview



	4x2 Regular Cab w/4.0-Liter V6 5-Speed Auto	4x2 Regular Cab Long Bed w/4.0-Liter V6 5-Speed Auto	4x2 Regular Cab w/4.7-Liter V8 5-Speed Auto	4x2 Regular Cab w/5.7-Liter V8 6-Speed Auto	4x2 Regular Cab Long Bed w/4.7-Liter V8 5-Speed Auto	4x2 Regular Cab Long Bed w/5.7-Liter V8 6-Speed Auto
MSRP**	\$22,490	\$22,820	\$23,630	\$24,680	\$23,960	\$25,010
MPG City/Highway***	15/19	15/19	14/17	14/18	14/17	14/18
Seating	3	3	3	3	3	3

EXTERIOR COLORS*

- Super White
- Slate Metallic
- Radiant Red
- Nautical Blue Metallic
- Black
- Silver Sky Metallic

INTERIOR COLORS*

- Graphite Fabric
- Sand Beige
- Black Fabric

*This vehicle eBrochure is designed to identify vehicles commonly available in your area. If you would prefer to purchase a vehicle with no options or additional options, please contact your local dealer to check for current availability or the possibility of placing an order for such a vehicle.

**Manufacturer's Suggested Retail Price, excludes the Delivery, Processing and Handling Fee of \$720 for Cars and \$745 for Trucks, Vans and SUVs. (Historically, vehicle manufacturers and distributors have charged a separate fee for processing, handling and delivering vehicles to dealerships. Toyota's charge for these services is called the "Delivery, Processing and Handling Fee" and is based on the value of the processing, handling and delivery services Toyota provides as well as Toyota's overall pricing structure. Toyota may make a profit on the Delivery, Processing and Handling Fee.) Excludes taxes, license, title and available or regionally required equipment. The Delivery, Processing and Handling Fee in AL, AR, FL, GA, LA, MS, NC, OK, SC and TX will be higher. Actual dealer price will vary.

*** 2009 EPA-estimated mileage. Actual mileage will vary.

Standard Features and Options*



- not available
- S** standard
- O** optional
- P** part of package

	4x2 Regular Cab w/4.0-Liter V6 5-Speed Auto	4x2 Regular Cab Long Bed w/4.0-Liter V6 5-Speed Auto	4x2 Regular Cab w/4.7-Liter V8 5-Speed Auto	4x2 Regular Cab w/5.7-Liter V8 6-Speed Auto	4x2 Regular Cab Long Bed w/4.7-Liter V8 5-Speed Auto	4x2 Regular Cab Long Bed w/5.7-Liter V8 6-Speed Auto
MSRP**	\$22,490	\$22,820	\$23,630	\$24,680	\$23,960	\$25,010
Model Number	8202	8204	8222	8224	8226	8228
EXTERIOR						
Automatic Limited-Slip Differential (Auto LSD)	S	S	S	S	S	S
Front bumper - chrome steel	S	S	S	S	S	S
Front bumper - color-keyed resin	-	-	P	P	-	-
Rear bumper - chrome steel	S	S	S	S	S	S
Grille surround - matte black	S	S	S	S	S	S
Grille surround - chrome	O P	O P	O P	O P	O P	O P
Grille - black	S	S	S	S	S	S
Front upper bumper cover - matte black	S	S	S	S	S	S
Front upper bumper - color-keyed	P	P	P	P	P	P
Door handles - black	S	S	S	S	S	S
Tailgate - black handle	S	S	S	S	S	S
Outside mirrors - black	S	S	S	S	S	S
Outside mirrors - power, black	P	P	P	P	P	P
Outside mirrors - power, heated, black	P	P	P	P	P	P
Tow mirrors [1] - manual-extend, power-adjustable, heated, with turn signals	-	-	-	O	-	O
Rear glass - fixed, High Solar Energy-Absorbing (HSEA)	S	S	S	S	S	S
Rear glass - sliding, privacy glass	O	O	O	O	O	O

**Manufacturer's Suggested Retail Price, excludes the Delivery, Processing and Handling Fee of \$720 for Cars and \$745 for Trucks, Vans and SUVs. (Historically, vehicle manufacturers and distributors have charged a separate fee for processing, handling and delivering vehicles to dealerships. Toyota's charge for these services is called the "Delivery, Processing and Handling Fee" and is based on the value of the processing, handling and delivery services Toyota provides as well as Toyota's overall pricing structure. Toyota may make a profit on the Delivery, Processing and Handling Fee.) Excludes taxes, license, title and available or regionally required equipment. The Delivery, Processing and Handling Fee in AL, AR, FL, GA, LA, MS, NC, OK, SC and TX will be higher. Actual dealer price will vary.

*This vehicle eBrochure is designed to identify vehicles commonly available in your area. If you would prefer to purchase a vehicle with no options or additional options, please contact your local dealer to check for current availability or the possibility of placing an order for such a vehicle.

Standard Features and Options*



- not available
- S** standard
- O** optional
- P** part of package

	4x2 Regular Cab w/4.0-Liter V6 5-Speed Auto	4x2 Regular Cab Long Bed w/4.0-Liter V6 5- Speed Auto	4x2 Regular Cab w/4.7-Liter V8 5-Speed Auto	4x2 Regular Cab w/5.7-Liter V8 6-Speed Auto	4x2 Regular Cab Long Bed w/4.7-Liter V8 5- Speed Auto	4x2 Regular Cab Long Bed w/5.7-Liter V8 6- Speed Auto
Mudguards	O P	O P	O P	O P	O P	O P
Fog lamps	-	-	O	O	-	-
Easy Lower and Lift Tailgate	S	S	S	S	S	S
Deck Rail System with four adjustable tie-down cleats	O	O	O	O	O	O
Rail caps	S	S	S	S	S	S
V8 Tow Package [1] - Heavy-duty tow hitch receiver, 7-pin connector, trailer brake controller prewire, supplemental transmission cooler, transmission fluid temperature gauge, 4.100 rear axle ratio	-	-	S	-	S	-
V8 Tow Package [1] - Heavy-duty tow hitch receiver, 7-pin connector, trailer brake controller prewire, supplemental transmission cooler, TOW/HAUL mode, transmission fluid temperature gauge, 4.300 rear axle ratio	-	-	-	S	-	S
INTERIOR						
Front 40/20/40 split-and-fold bench seat with 4-way adjustable driver and 4-way passenger seats	S	S	S	S	S	S
Bucket seats with passenger-side fold-flat	O	-	O	O	-	-
Driver-side manual 8-way, passenger-side manual 4-way adjustable bucket seats	O	O	O	O	O	O
Headrests - all positions, 2-way adjustable	S	S	S	S	S	S
Fabric - Tundra Graphite	S	S	S	S	S	S
Fabric - SR5	P	P	P	P	P	P
Tilt steering wheel with column shifter (bench seat)	S	S	S	S	S	S
Tilt/telescopic steering wheel with console shifter (bucket seats)	O	O	O	O	O	O
Center-console box	O	-	O	O	-	-

*This vehicle eBrochure is designed to identify vehicles commonly available in your area. If you would prefer to purchase a vehicle with no options or additional options, please contact your local dealer to check for current availability or the possibility of placing an order for such a vehicle.

Standard Features and Options*



- not available
- S** standard
- O** optional
- P** part of package

	4x2 Regular Cab w/4.0-Liter V6 5-Speed Auto	4x2 Regular Cab Long Bed w/4.0-Liter V6 5-Speed Auto	4x2 Regular Cab w/4.7-Liter V8 5-Speed Auto	4x2 Regular Cab w/5.7-Liter V8 6-Speed Auto	4x2 Regular Cab Long Bed w/4.7-Liter V8 5-Speed Auto	4x2 Regular Cab Long Bed w/5.7-Liter V8 6-Speed Auto
Windshield wipers - 2-speed	S	S	S	S	S	S
Windshield wipers - variable intermittent	P	P	P	P	P	P
Rearview mirror - manual	S	S	S	S	S	S
Auto-dimming rearview mirror with HomeLink® [3] universal transceiver, compass and maplamps	O	O	O	O	O	O
Sun visors - fabric	S	S	S	S	S	S
Flooring - vinyl	S	S	S	S	S	S
Flooring - carpet	P	P	P	P	P	P
Cup holders - four front	S	S	S	S	S	S
Power points - two front	S	S	S	S	S	S
Speedometer, tripmeter, digital clock	S	S	S	S	S	S
Tachometer	-	-	S	S	S	S
Outside temperature gauge (available with SR5 upgrade)	P	P	P	P	P	P
AM/FM CD with auxiliary audio jack and four speakers	S	S	S	S	S	S
AM/FM 6-disc in-dash CD changer with auxiliary audio jack and four speakers	O	O	O	O	O	O
Driver and passenger dual zone climate control with sync mode	S	S	S	S	S	S
Power windows, door locks and remote keyless entry system	P	P	P	P	P	P
Illuminated entry system	P	P	P	P	P	P
Cruise control	P	P	P	P	P	P
Front maplamp	P	P	P	P	P	P

*This vehicle eBrochure is designed to identify vehicles commonly available in your area. If you would prefer to purchase a vehicle with no options or additional options, please contact your local dealer to check for current availability or the possibility of placing an order for such a vehicle.

Standard Features and Options*



- not available
- S** standard
- O** optional
- P** part of package

	4x2 Regular Cab w/4.0-Liter V6 5-Speed Auto	4x2 Regular Cab Long Bed w/4.0-Liter V6 5-Speed Auto	4x2 Regular Cab w/4.7-Liter V8 5-Speed Auto	4x2 Regular Cab w/5.7-Liter V8 6-Speed Auto	4x2 Regular Cab Long Bed w/4.7-Liter V8 5-Speed Auto	4x2 Regular Cab Long Bed w/5.7-Liter V8 6-Speed Auto
Glove box/ashtray illumination	P	P	P	P	P	P
Ashtray and cigarette lighter	S	S	S	S	S	S
SAFETY						
Star Safety System™ - Vehicle Stability Control (VSC) [5] + Traction Control (TRAC), 4-wheel disc Anti-lock Brake System (ABS) with Electronic Brake-force Distribution (EBD) and Brake Assist [6]	S	S	S	S	S	S
3-point seatbelts in all seating positions	S	S	S	S	S	S
Emergency Locking Retractor (ELR) on driver's seatbelt, Automatic/Emergency Locking Retractors (ALR/ELR) on all passenger seatbelts	S	S	S	S	S	S
Driver and front passenger seatbelt pretensioners with force limiters	S	S	S	S	S	S
Driver and front outboard passenger airbags with Advanced Airbag System [7]	S	S	S	S	S	S
Driver and front outboard passenger seat-mounted side airbags and front roll-sensing side curtain airbags (RSCA) [7]	S	S	S	S	S	S
Front passenger airbag cutoff switch	S	S	S	S	S	S
Child Restraint System (CRS) top tether anchors for center and passenger seats, passenger-side LATCH anchor	S	S	S	S	S	S
Tire Pressure Monitor System [8]	S	S	S	S	S	S
Anti-theft alarm system	O	O	O	O	O	O
Engine immobilizer [9]	-	-	S	S	S	S

*This vehicle eBrochure is designed to identify vehicles commonly available in your area. If you would prefer to purchase a vehicle with no options or additional options, please contact your local dealer to check for current availability or the possibility of placing an order for such a vehicle.

4x2 Regular Cab Options

18-in. styled steel wheels with P255/70R18 tires

18-in. alloy wheels with P275/65R18 tires

AM/FM 6-disc in-dash CD changer, auxiliary audio jack and four speakers

Front and rear clearance sonar

Auto-dimming rearview mirror with HomeLink® [3] universal transceiver, compass and maplamps

Daytime Running Lights (DRL)

Anti-theft alarm system

Cloth bucket seats - 4-way adjustable driver- and passenger-side, with adjustable headrests

Tow mirrors [1] - manual-extend, power-adjustable, heated, with turn signals (5.7L models only)

Mudguards, front and rear - black

Sliding rear window with privacy glass

Deck Rail System with four adjustable tie-down cleats

Maximum Payload Package [10]

4x2 Regular Cab Packages**Cold Weather Package**

- Heavy-duty battery
- Heavy-duty starter
- Mud guards
- Power heated black outside mirrors
- Windshield wiper de-icer with timer

SR5 Package

- Color-keyed upper and chrome lower front bumper with chrome grille surround and rear bumper
- Engine skid plate
- Power windows and door locks
- Cruise control
- Remote keyless entry system
- Windshield wipers - variable intermittent
- Flooring - carpet
- Fabric - SR5
- Tachometer (Tundra Grade V6 models)
- SR5 badges

Color-Keyed Bumper Package

- Engine skid plate
- Power windows and door locks
- Cruise control
- Remote keyless entry system
- Windshield wipers - variable intermittent
- Flooring - carpet
- Fabric - SR5
- SR5 badges
- Color-keyed front and rear bumpers and grille surround
- Fog lamps
- Sliding rear window with privacy glass

TRD Off-Road Package [11]

- Off-road-tuned suspension
- Unique 18-in. alloy wheels with P275/65R18 BFGoodrich® tires
- Front tow hooks
- TRD Off-Road Package graphics
- Sliding rear window with privacy glass
- Fog lamps
- Color-keyed upper and chrome lower front bumper with chrome grille surround and rear bumper
- Engine skid plate
- Power windows and door locks
- Cruise control
- Remote keyless entry system
- Windshield wipers - variable intermittent
- Flooring - carpet
- Fabric - SR5
- SR5 badges

TRD Sport Package

- Color-keyed front and rear bumpers and grille surround
- Color-keyed heated outside mirrors
- Color-keyed door handles
- Fog lamps

Options*

2009 **TUNDRA** 

- Sliding rear window with privacy glass
- Black cloth interior with manual bucket seats
- Accessory shift knob and pedal covers
- Accessory 20-in. carved alloy wheels and TRD Sport bedside decals

Specifications



	4x2 Regular Cab w/4.0-Liter V6 5-Speed Auto	4x2 Regular Cab Long Bed w/4.0-Liter V6 5-Speed Auto	4x2 Regular Cab w/4.7-Liter V8 5-Speed Auto	4x2 Regular Cab w/5.7-Liter V8 6-Speed Auto	4x2 Regular Cab Long Bed w/4.7-Liter V8 5-Speed Auto	4x2 Regular Cab Long Bed w/5.7-Liter V8 6-Speed Auto
MSRP**	\$22,490	\$22,820	\$23,630	\$24,680	\$23,960	\$25,010
Model Number	8202	8204	8222	8224	8226	8228

MECHANICAL/PERFORMANCE

Engine	4.0L DOHC 24V V6 with Variable Valve Timing with Intelligence (VVT-i), Horsepower: 236 hp @ 5200 rpm; Torque: 266 lb.-ft. @ 4000 rpm, aluminum block with aluminum heads, Acoustically Controlled Induction System (ACIS) - dual stage intake manifold, Compression ratio: 10.0:1, Emissions: LEV II	4.7L DOHC 32V i-FORCE V8 with Variable Valve Timing with Intelligence (VVT-i), Horsepower: 276 hp @ 5400 rpm; Torque: 313 lb.-ft. @ 3400 rpm, cast-iron block with aluminum heads, Acoustically Controlled Induction System (ACIS) - dual stage intake manifold, Compression ratio: 10.0:1, Emissions: ULEV II	5.7L DOHC 32V i-FORCE V8 with Dual Independent Variable Valve Timing with Intelligence (VVT-i), Horsepower: 381 hp @ 5600 rpm; Torque: 401 lb.-ft. @ 3600 rpm; Aluminum block with aluminum heads, Acoustically Controlled Induction System (ACIS) - dual stage intake manifold, Compression ratio: 10.2:1, Emissions: ULEV II	4.7L DOHC 32V i-FORCE V8 with Variable Valve Timing with Intelligence (VVT-i), Horsepower: 276 hp @ 5400 rpm; Torque: 313 lb.-ft. @ 3400 rpm, cast-iron block with aluminum heads, Acoustically Controlled Induction System (ACIS) - dual stage intake manifold, Compression ratio: 10.0:1, Emissions: ULEV II	5.7L DOHC 32V i-FORCE V8 with Dual Independent Variable Valve Timing with Intelligence (VVT-i), Horsepower: 381 hp @ 5600 rpm; Torque: 401 lb.-ft. @ 3600 rpm; Aluminum block with aluminum heads, Acoustically Controlled Induction System (ACIS) - dual stage intake manifold, Compression ratio: 10.2:1, Emissions: ULEV II
Drivetrain	5-speed electronically controlled transmission with intelligence (ECT-i), sequential shift mode and uphill/downhill shift logic		6-speed electronically controlled transmission with intelligence (ECT-i), sequential shift mode and uphill/downhill shift logic, TOW/HAUL mode	5-speed electronically controlled transmission with intelligence (ECT-i), sequential shift mode and uphill/downhill shift logic	6-speed electronically controlled transmission with intelligence (ECT-i), sequential shift mode and uphill/downhill shift logic, TOW/HAUL mode
Suspension	Front independent coil-spring double-wishbone with stabilizer bar and low-pressure nitrogen gas shocks; rear live axle with trapezoidal multi-leaf rear suspension and staggered low-pressure nitrogen gas shocks				

BRAKES

**Manufacturer's Suggested Retail Price, excludes the Delivery, Processing and Handling Fee of \$720 for Cars and \$745 for Trucks, Vans and SUVs. (Historically, vehicle manufacturers and distributors have charged a separate fee for processing, handling and delivering vehicles to dealerships. Toyota's charge for these services is called the "Delivery, Processing and Handling Fee" and is based on the value of the processing, handling and delivery services Toyota provides as well as Toyota's overall pricing structure. Toyota may make a profit on the Delivery, Processing and Handling Fee.) Excludes taxes, license, title and available or regionally required equipment. The Delivery, Processing and Handling Fee in AL, AR, FL, GA, LA, MS, NC, OK, SC and TX will be higher. Actual dealer price will vary.

Specifications



	4x2 Regular Cab w/4.0-Liter V6 5- Speed Auto	4x2 Regular Cab Long Bed w/4.0-Liter V6 5-Speed Auto	4x2 Regular Cab w/4.7-Liter V8 5- Speed Auto	4x2 Regular Cab w/5.7-Liter V8 6- Speed Auto	4x2 Regular Cab Long Bed w/4.7-Liter V8 5-Speed Auto	4x2 Regular Cab Long Bed w/5.7-Liter V8 6-Speed Auto
Power-assisted four-wheel Anti-lock Brake System (ABS) with Electronic Brake-force Distribution (EBD), Brake Assist [6], Vehicle Stability Control (VSC) [5] + Traction Control (TRAC) and Automatic Limited-Slip Differential (Auto LSD)	Standard					
Front:	Ventilated disc					
Front diameter:	13.9 in.					
Rear:	Ventilated disc					
Rear diameter:	13.6 in.					
Parking brake:	Pedal type					
STEERING						
Rack-and-pinion hydraulic power steering	Standard					
Ratio	18.1					
Turns, lock-to-lock	3.71					
Turning circle (ft.), curb-to-curb	39.2	44.0	39.2	44.0		
Rear differential ratio/size	3.909/ 9.5"		4.100 [36]/ 9.5"	4.300 [36]/ 10.5"	4.100 [36]/ 9.5"	4.300 [36]/ 10.5"
EXTERIOR DIMENSIONS (IN.)						
Overall height	75.8					
Overall width	79.9					
Overall length	209.8	228.7	209.8	228.7		
Wheelbase	126.8	145.7	126.8	145.7		
Inside bed length	78.7	97.6	78.7	97.6		
Inside bed depth	22.2					
Inside bed width at tailgate	66.4					
Inside bed width between wheelwells	50.0					
Front track	67.9					
Rear track	67.9					

Specifications



	4x2 Regular Cab w/4.0-Liter V6 5- Speed Auto	4x2 Regular Cab Long Bed w/4.0-Liter V6 5-Speed Auto	4x2 Regular Cab w/4.7-Liter V8 5- Speed Auto	4x2 Regular Cab w/5.7-Liter V8 6- Speed Auto	4x2 Regular Cab Long Bed w/4.7-Liter V8 5-Speed Auto	4x2 Regular Cab Long Bed w/5.7-Liter V8 6-Speed Auto
Ground clearance	10.2					
Maximum load height	35.4					
INTERIOR DIMENSIONS (IN.)						
Head room	40.2					
Hip room	63.0					
Leg room	42.5					
Shoulder room	66.6					
Maximum seating capacity	3					
Angle of approach/departure (degrees)	27/26	27/25	27/26		28/25	
WEIGHTS AND CAPACITIES						
Curb weight (lbs.)	4610	4715	4850	4910	4955	5010
Gross Vehicle Weight Rating (GVWR) (lbs.)	6200	6400	6600		6800	7000
Maximum Payload [16] (lbs.)	1590	1685	1750 [17]	1690 [18]	1845	1990
Towing capacity [1] (lbs.)	5100	5000	8500 [19]	10,400 [20]	8400	10,800 [21]
Fuel tank (gal.)	26.4					
TIRES						
18-in. steel wheels with P255/70R18 tires	Standard					
18-in. styled steel wheels with P255/70R18 tires	Available					
18-in. alloy wheels with P275/65R18 tires	Available					
Spare	18-in. with P255/70R18 tire					
MPG						
Mileage estimates (mpg city/highway) [37]	15/19		14/17	14/18	14/17	14/18

Accessories



EXTERIOR ACCESSORIES



Ball Mounts
\$65.00 Parts Only MSRP**



Bed Rug
\$419.00 Parts Only MSRP**



Bedliner w/Deck Rails
Short/Regular Bed \$365.00
Long Bed \$395.00
Installed MSRP*



Deck Rail Systems w/4 Tie Down Cleats
Short/Regular Bed \$210.00
Long Bed \$220.00
Installed MSRP*



Hood Protector
\$165.00 Installed MSRP*



Bed Extender
\$320.00 Installed MSRP*



Bed Step
\$300.00 Installed MSRP*



Cargo Divider
\$345.00 Installed MSRP*



Exhaust Tip
\$75.00 Installed MSRP*



Locking Bike Fork Attachment
\$95.00 Installed MSRP*



Bed Mat
Short/Regular Bed \$127.00
Long Bed \$137.00
Installed MSRP*



Bedliner w/o Deck Rails
Short/Regular Bed \$345.00
Long Bed \$375.00
Installed MSRP*



Cargo Net Exterior
\$49.00 Installed MSRP*



Front Skid Plate
\$425.00 Installed MSRP*



Machine Star 5 Spoke 20" Alloy Wheel
\$1,695.00 Installed MSRP*

* Installed MSRP is the Manufacturer's Suggested Retail Price for accessories installed by the manufacturer. Actual prices for dealer installed accessories may vary. Please see your local Toyota dealer for pricing. Prices and product availability are subject to change without notice.

** Installation not included. See your local Toyota dealer for installed pricing. Prices and product availability are subject to change without notice.

Accessories

EXTERIOR ACCESSORIES



Mini Tie Down w/Hook
(set of two)
\$45.00 Installed MSRP*



Tonneau Cover
Short Bed \$1545.00
Standard Bed \$1575.00
Installed MSRP*



Tube Steps
Chrome \$534.00
Installed MSRP*



Spare Tire Lock
\$73.00 Installed MSRP*



Tow Hitch
w/Wire Harness \$920.00
w/o Wire Harness \$520.00
Installed MSRP*



Wheel Locks
\$81.00 Installed MSRP*



Stepboards Brushed
Stainless Steel
Regular Cab \$475.00
Double Cab \$624.00
CrewMax \$624.00
Installed MSRP*



Tube Steps
Black \$490.00
Installed MSRP*

These exterior accessories
are also available:
• License Plate Frame
Bracket

INTERIOR ACCESSORIES



All Weather Floor Mats and
Door Sill Protector
Regular Cab \$94.00
Double Cab \$162.00
Crew Max \$165.00
Installed MSRP*



Auto Dimming Mirror
\$280.00 Installed MSRP*



All Weather Mats
Regular Cab \$55.00
Double/Crew Cab \$99.00
Installed MSRP*



Back-Up Camera w/Monitor
\$695.00 Installed MSRP*



Anodized Aluminum
Shift Knob
\$85.00 Installed MSRP*



Carpet Floor Mats
w/Door Sill Protector
Regular Cab \$111.00
Double Cab \$178.00
Crew Cab \$181.00
Installed MSRP*

* Installed MSRP is the Manufacturer's Suggested Retail Price for accessories installed by the manufacturer. Actual prices for dealer installed accessories may vary. Please see your local Toyota dealer for pricing. Prices and product availability are subject to change without notice.

** Installation not included. See your local Toyota dealer for installed pricing. Prices and product availability are subject to change without notice.

Accessories

INTERIOR ACCESSORIES



Emergency Assistance Kit
\$70.00 Installed MSRP*



Molded Simulated Burlwood Dash Applique by Superior Dash
Regular Cab \$340.00
Double/CrewMax \$350.00
Installed MSRP*



First Aid Kit
\$29.00 Installed MSRP*



Remote Engine Start
\$529.00 Installed MSRP*



Interface Kit for iPod®
\$299.00 Installed MSRP*



Seat Back Cargo Net
\$64.00 Installed MSRP*



Sirius Satellite Radio
\$449.00 Installed MSRP*



Sport Pedal Stainless Steel Automatic
\$85.00 Installed MSRP*



Underseat Storage
\$125.00 Installed MSRP*

PERFORMANCE PRODUCTS



VIP Security Systems
RS3200 Plus
\$299.00 Installed MSRP*
Glass Breakage Sensor
\$165.00 Installed MSRP*



Wireless Headphones
\$41.00 Parts Only MSRP**



XM Satellite Radio
\$449.00 Installed MSRP*



TRD 17" x 8" 6 Split Spoke Forged Off Road Wheel with beadlock styling
\$3,199.00 Installed MSRP*



TRD 22" X9" 5-Spoke Polished Forged Aluminum Alloy Wheel
\$4,699.00 Installed MSRP*



TRD Cat-Back Exhaust System
\$1,065.00 Installed MSRP*

* Installed MSRP is the Manufacturer's Suggested Retail Price for accessories installed by the manufacturer. Actual prices for dealer installed accessories may vary. Please see your local Toyota dealer for pricing. Prices and product availability are subject to change without notice.
** Installation not included. See your local Toyota dealer for installed pricing. Prices and product availability are subject to change without notice.

Accessories

2009 **TUNDRA** 

PERFORMANCE PRODUCTS



TRD Forged Oil Cap
\$45.00 Parts Only MSRP**



TRD Performance
Air Intake
\$475.00 Parts Only MSRP**



TRD High Performance
Brake Kit
\$2,895.00 Installed MSRP*



TRD Rear Sway Bar
\$299.00 Installed MSRP*



TRD Performance
Air Filter
\$90.00 Installed MSRP*

These exterior accessories
are also available:

- TRD Performance
Handling Kit

* Installed MSRP is the Manufacturer's Suggested Retail Price for accessories installed by the manufacturer. Actual prices for dealer installed accessories may vary. Please see your local Toyota dealer for pricing. Prices and product availability are subject to change without notice.

** Installation not included. See your local Toyota dealer for installed pricing. Prices and product availability are subject to change without notice.

WARRANTIES

Every Toyota Car, Truck and SUV is built to exceptional standards. And that's not idle boasting. We back it up with these Limited Warranty Coverages:

Basic: 36 months/36,000 miles (all components other than normal wear and maintenance items).

Powertrain: 60 months/60,000 miles (engine, transmission/transaxle, front-wheel drive, rear-wheel drive, seatbelts and airbags).

Rust-Through: 60 months/unlimited miles (corrosion perforation of sheet metal).

Emissions: Coverages vary under Federal and California regulations. Refer to applicable Owner's Warranty Information booklet for details.

Accessories: For accessories purchased at time of the new vehicle purchase, the Toyota Accessory Warranty coverage is in effect for 36 months or 36,000 miles (whichever comes first) from the vehicle's in-service date, which is the same coverage as the Basic coverage of the Toyota New Vehicle Limited Warranty.

For dealer-installed accessories purchased after the new vehicle purchase, the coverage is 12 months or 12,000 miles (whichever comes first) from the date the accessory was installed on the vehicle, or the remainder of the above 36 months or 36,000 miles Basic coverage from the vehicle's in-service date, whichever provides greater coverage, with the exception of car covers. Car covers are warranted for 12 months from the date of purchase and do not assume any coverage under the Toyota New Vehicle Limited Warranty.

For customer (non-dealer)-installed accessories purchased after the new vehicle purchase, the coverage is 12 months or 12,000 miles (whichever comes first), from the purchase date of the accessory.

You may be eligible for transportation assistance if it's necessary that your vehicle be kept overnight for repairs covered under warranty. Please see your authorized Toyota dealership for further details.

For complete details about Toyota's warranties, please refer to the applicable Owner's Warranty Information booklet or see your Toyota dealer.

DISCLAIMERS

All information in this eBrochure is based on data available at time of posting, is subject to change without notice and pertains specifically to continental U.S.A. vehicles only.

[1] Before towing, confirm your vehicle and trailer are compatible, hooked up properly and that you have any necessary additional equipment. Do not exceed any Weight Ratings and follow all instructions in your Owner's Manual. The maximum you can tow depends on the total weight of any cargo, occupants and available equipment.

[2] Also available on 4x2 with TRD Off-Road Package.

[3] HomeLink® is a registered trademark of Johnson Controls, Inc.

[4] The phones on this site have been tested for Bluetooth® compatibility with Toyota vehicles. Performance will vary based on phone software version, coverage, and your wireless carrier. Phones are warranted by their manufacturer, not Toyota.

[5] Vehicle Stability Control (VSC) is an electronic system designed to help the driver maintain vehicle control under adverse conditions. It is not a substitute for safe driving practices. Factors including speed, road conditions and driver steering input can all affect whether VSC will be effective in preventing a loss of control. Please see your Owner's Manual for further details.

[6] Brake Assist is designed to help the driver take full advantage of the benefits of ABS. It is not a substitute for safe driving practices. Braking effectiveness also depends on proper brake-system maintenance and tire and road conditions.

[7] All the airbag (AB) systems are Supplemental Restraint Systems. All ABs (if installed) are designed to inflate only under certain conditions and in certain types of severe collisions: frontal and knee ABs typically inflate in frontal collisions; side and side curtain ABs in side collisions; Roll-Sensing Curtain ABs at a severe tilt degree, roll or lateral G-force. In all other accidents, the ABs will not inflate. To decrease the risk of injury from an inflating AB, always wear seatbelts, sit upright in the middle of the seat as far back as possible and do not lean against the door. Do not put objects in front of an AB or around the seatback. Do not use a rearward-facing child seat in any front passenger seat. The force of an inflating AB may cause serious injury or death. See your Owner's Manual for further information/warnings.

[8] The Toyota Tire Pressure Monitor alerts the driver when tire pressure is critically low. For optimal tire wear and performance, tire pressure should be checked regularly with a gauge; do not rely solely on the monitor system. See your Owner's Manual for details.

[9] The engine immobilizer is a state-of-the-art anti-theft system. When you insert your key into the ignition switch, the key transmits an electronic code to the vehicle. The engine will only start if the code in the transponder chip inside the key matches the code in the vehicle's immobilizer. Because the transponder chip is embedded in the key, it can be costly to replace. If you lose a key, your Toyota dealer can help, or you can find a qualified independent locksmith to perform high security key services at www.aloa.org.

[10] 5.7L V8 Long Bed models only, not available with tow equipment.

[11] Not available on Long Bed models.

[12] The navigation system is designed to assist in locating an address or point of interest. Discrepancies may be encountered between the system and your actual location. Road system changes may affect the accuracy of the information provided. Rely on your common sense to decide whether to follow a specified route. Detailed coverage not available in every city or roadway. Periodic updates available at an additional cost. See your Navigation System Owner's Manual for further details.

[13] The backup camera does not provide a comprehensive view of the rear area of the vehicle. You should also look around outside your vehicle and use your mirrors to confirm rearward clearance. Cold weather will limit effectiveness and view may become cloudy.

[14] Requires Tow Package.

[15] Headphones are for passenger use only. Do not use while operating vehicle.

[16] Payload is the GVWR minus curb weight and includes weight of occupants, optional equipment and cargo, limited by weight distribution. Payload is not the Vehicle Capacity Weight as defined by FMVSS 110, which will vary according to installed optional equipment.

[17] When equipped with Sport Appearance Package, payload increases by 75 lbs.

[18] With Tow Package, payload decreases by 75 lbs.

[19] When equipped with Sport Appearance Package, standard towing capacity decreases to 7000 lbs.

[20] When equipped with Sport Appearance Package, standard towing capacity decreases to 8900 lbs.

[21] When equipped with Maximum Payload Package, standard towing capacity decreases to 8800 lbs.

[22] With Tow Package, towing capacity increases to 8100 lbs.

[23] When equipped with Sport Appearance Package, standard towing capacity decreases to 6700 lbs.

[24] With Tow Package, towing capacity increases to 10,000 lbs.

[25] When equipped with Maximum Payload Package, standard towing capacity decreases to 8600 lbs.

[26] With Tow Package, towing capacity increases to 8000 lbs.

[27] With Tow Package, towing capacity increases to 10,400 lbs.

[28] When equipped with Sport Appearance Package, standard towing capacity decreases to 8700 lbs.

[29] With Tow Package, towing capacity increases to 10,300 lbs.

[30] When equipped with Sport Appearance Package, standard towing capacity decreases to 8300 lbs.

[31] With Tow Package, towing capacity increases to 7800 lbs.

[32] When equipped with Sport Appearance Package, standard towing capacity decreases to 6400 lbs.

[33] With Tow Package, towing capacity increases to 7700 lbs.

[34] With Tow Package, towing capacity increases to 10,100 lbs.

[35] Flex Fuel Vehicles not available in every state. In states where available, all 4x4, 5.7L V8 models are FFV. Flex Fuel Vehicles use E85, gasoline or a combination of both. Estimated mileage will vary. Consult your dealer for nearest E85 filling stations.

[36] With Color-Keyed Bumper Package, Maximum Payload Package or without Tow Package, rear differential ratio is 3.909 on 4.7L models / 4.100 on 5.7L models.

[37] 2009 EPA mileage estimates. Actual mileage will vary.

Helpful Links

2009 **TUNDRA** 

BUYER TOOLS:

Find Local Specials

www.buyatoyota.com

Request a Quote

www.buyatoyota.com

Locate a Dealer

<http://www.toyota.com/dealers>

Competitive Comparison

<http://www.toyota.com/compare>

Toyota Financial Services

www.toyotafinancial.com

Payment Estimator

<http://www.toyotafinancial.com/estimator>

Apply for Credit

<http://www.toyotafinancial.com/apply>

Certified Used Vehicles

<http://www.toyota.com/tcuv>

Warranty Info.

www.toyotaownersonline.com/warranty

OWNER TOOLS:

Toyota Owner Resources

www.toyotaownersonline.com

Vehicle Reference Guides

<http://prg.toyotapartsandservice.com/>

Maintenance Guides

<http://smg.toyotapartsandservice.com/owners.php>

Toyota Service

<http://www.toyotaownersonline.com/service>

Car Care Tips

<http://www.toyotaownersonline.com/carcare>

Driver Tips

<http://www.toyotaownersonline.com/tips>

Genuine Toyota Parts

<http://www.toyotaownersonline.com/parts>

Do-It-Yourself Help

<http://www.toyotaownersonline.com/diy>

GENERAL INFORMATION:

Toyota News

<http://www.toyota.com/news>

Toyota Motorsports

<http://www.toyota.com/motorsports>

Toyota NASCAR Racing

<http://www.toyota.com/pitpass>

Toyota Community

<http://toyota.edmunds.com/community>

Toyota Events

<http://www.toyota.com/events>

Future Concept Vehicles

<http://www.toyota.com/future>

Community Care

<http://www.toyota.com/community>

QUESTIONS:

FAQs

<http://www.toyota.com/FAQ>

Contact Toyota

<http://www.toyota.com/contact>

2009 **TUNDRA** 



Take the high road. The low road. Any road.

Model Overview



	4x2 Double Cab Tundra w/4.0-Liter V6 5-Speed Auto	4x2 Double Cab SR5 w/4.0-Liter V6 5-Speed Auto	4x2 Double Cab Tundra w/4.7-Liter V8 5-Speed Auto	4x2 Double Cab SR5 w/4.7-Liter V8 5-Speed Auto	4x2 Double Cab Tundra w/5.7-Liter V8 6-Speed Auto	4x2 Double Cab SR5 w/5.7-Liter V8 6-Speed Auto	4x2 Double Cab Long Bed w/4.7-Liter V8 5-Speed Auto	4x2 Double Cab Long Bed SR5 w/4.7-Liter V8 5-Speed Auto	4x2 Double Cab Long Bed Tundra w/5.7-Liter V8 6-Speed Auto	4x2 Double Cab Long Bed SR5 w/5.7-Liter V8 6-Speed Auto	4x2 Double Cab Ltd w/4.7-Liter V8 5-Speed Auto	4x2 Double Cab Ltd w/5.7-Liter V8 6-Speed Auto
MSRP**	\$24,945	\$26,305	\$25,090	\$27,050	\$26,390	\$28,410	\$26,020	\$27,380	\$27,380	\$28,740	\$34,660	\$36,010
MPG City/Highway***	15/19	15/19	14/17	14/17	14/18	14/18	14/17	N/A	14/18	N/A	N/A	14/18
Seating	6	5	6	5	6	5	6	N/A	6	N/A	N/A	5

EXTERIOR COLORS*

Super White		Blue Streak Metallic		Salsa Red Pearl	
Slate Metallic		Pyrite Mica			
Radiant Red		Nautical Blue Metallic			
Desert Sand Mica		Silver Sky Metallic			
Timberland Mica		Black			

INTERIOR COLORS*

Graphite Fabric		Sand Beige Leather	
Black Fabric			
Sand Beige Fabric			
Graphite Leather			
Redrock Leather			

*This vehicle eBrochure is designed to identify vehicles commonly available in your area. If you would prefer to purchase a vehicle with no options or additional options, please contact your local dealer to check for current availability or the possibility of placing an order for such a vehicle.

**Manufacturer's Suggested Retail Price, excludes the Delivery, Processing and Handling Fee of \$720 for Cars and \$745 for Trucks, Vans and SUVs. (Historically, vehicle manufacturers and distributors have charged a separate fee for processing, handling and delivering vehicles to dealerships. Toyota's charge for these services is called the "Delivery, Processing and Handling Fee" and is based on the value of the processing, handling and delivery services Toyota provides as well as Toyota's overall pricing structure. Toyota may make a profit on the Delivery, Processing and Handling Fee.) Excludes taxes, license, title and available or regionally required equipment. The Delivery, Processing and Handling Fee in AL, AR, FL, GA, LA, MS, NC, OK, SC and TX will be higher. Actual dealer price will vary.

*** 2009 EPA-estimated mileage. Actual mileage will vary.

Standard Features and Options*



- not available
- S** standard
- O** optional
- P** part of package

	4x2 Double Cab Tundra w/4.0-Liter V6 5-Speed Auto	4x2 Double Cab SR5 w/4.0-Liter V6 5-Speed Auto	4x2 Double Cab Tundra w/4.7-Liter V8 5-Speed Auto	4x2 Double Cab SR5 w/4.7-Liter V8 5-Speed Auto	4x2 Double Cab Tundra w/5.7-Liter V8 6-Speed Auto	4x2 Double Cab SR5 w/5.7-Liter V8 6-Speed Auto	4x2 Double Cab Long Bed w/4.7-Liter V8 5-Speed Auto	4x2 Double Cab Long Bed SR5 w/4.7-Liter V8 5-Speed Auto	4x2 Double Cab Long Bed Tundra w/5.7-Liter V8 6-Speed Auto	4x2 Double Cab Long Bed SR5 w/5.7-Liter V8 6-Speed Auto	4x2 Double Cab Ltd w/4.7-Liter V8 5-Speed Auto	4x2 Double Cab Ltd w/5.7-Liter V8 6-Speed Auto
MSRP**	\$24,945	\$26,305	\$25,090	\$27,050	\$26,390	\$28,410	\$26,020	\$27,380	\$27,380	\$28,740	\$34,660	\$36,010
Model Number	8215	8216	8239	8240	8241	8242	8243	8244	8245	8246	8250	8252
EXTERIOR												
Automatic Limited-Slip Differential (Auto LSD)	S	S	S	S	S	S	S		S			S
Front bumper - chrome steel	S	S	S	S	S	S	S		S			-
Front bumper - color-keyed resin	S	-	S	P	S	P	S		S			S
Rear bumper - chrome steel	S	S	S	S	S	S	S		S			S
Grille surround - matte black	P	-	P	-	P	-	P		P			-
Grille surround - chrome	S	S	S	S	S	S	S		S			S
Grille - black	S	S	S	S	S	S	S		S			-
Grille - silver-matte finish	-	-	-	-	-	-	-		-			S
Front upper bumper cover - matte black	O	-	O	-	O	-	O		O			-
Front upper bumper - color-keyed	S	S	S	S	S	S	S		S			S
Door handles - black	S	S	S	S	S	S	S		S			-
Door handles - chrome	-	-	-	-	-	-	-		-			S
Tailgate - black handle	S	S	S	S	S	S	S		S			S
Outside mirrors - power, black	S	S	S	-	S	-	S		S			-
Outside mirrors - power, heated, black	P	S	P	S	P	S	P		P			-
Outside mirrors - power, retractable, heated, auto-dimming with turn signal, chrome	-	-	-	-	-	-	-		-			S

**Manufacturer's Suggested Retail Price, excludes the Delivery, Processing and Handling Fee of \$720 for Cars and \$745 for Trucks, Vans and SUVs. (Historically, vehicle manufacturers and distributors have charged a separate fee for processing, handling and delivering vehicles to dealerships. Toyota's charge for these services is called the "Delivery, Processing and Handling Fee" and is based on the value of the processing, handling and delivery services Toyota provides as well as Toyota's overall pricing structure. Toyota may make a profit on the Delivery, Processing and Handling Fee.) Excludes taxes, license, title and available or regionally required equipment. The Delivery, Processing and Handling Fee in AL, AR, FL, GA, LA, MS, NC, OK, SC and TX will be higher. Actual dealer price will vary.

*This vehicle eBrochure is designed to identify vehicles commonly available in your area. If you would prefer to purchase a vehicle with no options or additional options, please contact your local dealer to check for current availability or the possibility of placing an order for such a vehicle.

Standard Features and Options*



- not available
- S** standard
- O** optional
- P** part of package

	4x2 Double Cab Tundra w/4.0-Liter V6 5-Speed Auto	4x2 Double Cab SR5 w/4.0-Liter V6 5-Speed Auto	4x2 Double Cab Tundra w/4.7-Liter V8 5-Speed Auto	4x2 Double Cab SR5 w/4.7-Liter V8 5-Speed Auto	4x2 Double Cab Tundra w/5.7-Liter V8 6-Speed Auto	4x2 Double Cab SR5 w/5.7-Liter V8 6-Speed Auto	4x2 Double Cab Long Bed w/4.7-Liter V8 5-Speed Auto	4x2 Double Cab Long Bed SR5 w/4.7-Liter V8 5-Speed Auto	4x2 Double Cab Long Bed Tundra w/5.7-Liter V8 6-Speed Auto	4x2 Double Cab Long Bed SR5 w/5.7-Liter V8 6-Speed Auto	4x2 Double Cab Ltd w/4.7-Liter V8 5-Speed Auto	4x2 Double Cab Ltd w/5.7-Liter V8 6-Speed Auto
Tow mirrors [1] - manual-extend, power-adjustable, heated, with turn signals	-	-	-	-	O	O	-	-	O	-	-	O
Rear glass - fixed, High Solar Energy-Absorbing (HSEA)	S	-	S	-	S	-	S	-	S	-	-	-
Rear glass - sliding, privacy glass	O	S	O	S	O	S	O	-	O	-	-	S
Rear door - privacy glass	O	O	O	O	O	O	O	-	O	-	-	S
Mudguards	O P	S	O P	S	O P	S	O P	-	O P	-	-	S
Fog lamps	-	-	O	O P	O	O P	-	-	-	-	-	S
Easy Lower and Lift Tailgate	S	S	S	S	S	S	S	-	S	-	-	S
Deck Rail System with four adjustable tie-down cleats	-	O	-	O	-	O	-	-	-	-	-	S
Rail caps	S	S	S	S	S	S	S	-	S	-	-	S
V8 Tow Package [1] - Heavy-duty tow hitch receiver, 7-pin connector, trailer brake controller prewire, supplemental transmission cooler, transmission fluid temperature gauge, 4.100 rear axle ratio	-	-	O	S	-	-	S	-	-	-	-	-
V8 Tow Package [1] - Heavy-duty tow hitch receiver, 7-pin connector, trailer brake controller prewire, supplemental transmission cooler, TOW/HAUL mode, transmission fluid temperature gauge, 4.300 rear axle ratio	-	-	-	-	O	S	-	-	S	-	-	S
INTERIOR												
Front 40/20/40 split-and-fold bench seat with 8-way adjustable driver and 4-way passenger seats	S	-	S	O	S	-	S	-	S	-	-	-
Bucket seats with passenger-side fold-flat	O	S	O	S	O	S	O	-	O	-	-	S
Driver-side power 10-way adjustable, passenger-side power 4-way adjustable seats	-	-	-	-	-	-	-	-	-	-	-	S

*This vehicle eBrochure is designed to identify vehicles commonly available in your area. If you would prefer to purchase a vehicle with no options or additional options, please contact your local dealer to check for current availability or the possibility of placing an order for such a vehicle.

Standard Features and Options*



- not available
- S** standard
- O** optional
- P** part of package

	4x2 Double Cab Tundra w/4.0-Liter V6 5-Speed Auto	4x2 Double Cab SR5 w/4.0-Liter V6 5-Speed Auto	4x2 Double Cab Tundra w/4.7-Liter V8 5-Speed Auto	4x2 Double Cab SR5 w/4.7-Liter V8 5-Speed Auto	4x2 Double Cab Tundra w/5.7-Liter V8 6-Speed Auto	4x2 Double Cab SR5 w/5.7-Liter V8 6-Speed Auto	4x2 Double Cab Long Bed w/4.7-Liter V8 5-Speed Auto	4x2 Double Cab Long Bed SR5 w/4.7-Liter V8 5-Speed Auto	4x2 Double Cab Long Bed Tundra w/5.7-Liter V8 6-Speed Auto	4x2 Double Cab Long Bed SR5 w/5.7-Liter V8 6-Speed Auto	4x2 Double Cab Ltd w/4.7-Liter V8 5-Speed Auto	4x2 Double Cab Ltd w/5.7-Liter V8 6-Speed Auto
Driver-side manual 8-way, passenger-side manual 4-way adjustable bucket seats	O	-	O	-	O	-	O		O			-
Driver-side power 8-way adjustable, passenger-side power 4-way adjustable bucket seats	-	S	-	S	-	S	-		-			-
Driver and passenger lumbar with power thigh support	-	-	-	-	-	-	-		-			S
Driver and front passenger seatback pocket	S	S	S	S	S	S	S		S			S
Headrests - all positions, 2-way adjustable	S	S	S	S	S	S	S		S			S
Armrest - rear	S	S	S	S	S	S	S		S			S
Fabric - SR5	S	S	S	S	S	S	S		S			-
Memory Package - Power driver seat memory, outside mirrors memory, power tilt/telescopic steering wheel with memory (not available with tow mirrors)	-	-	-	-	-	-	-		-			O
Leather-trimmed and heated bucket seats with 10-way power-adjustable driver and 4-way power-adjustable passenger seats	-	-	-	-	-	-	-		-			S
Tilt steering wheel with column shifter (bench seat)	S	-	S	-	S	-	S		S			-
Tilt/telescopic steering wheel with console shifter (bucket seats)	O	S	O	S	O	S	O		O			S
Center-console box	O	S	O	S	O	S	O		O			S
Windshield wipers - 2-speed	P	-	P	-	P	-	P		P			-
Windshield wipers - variable intermittent	S	S	S	S	S	S	S		S			S
Rearview mirror - manual	S	S	S	S	S	S	S		S			-
Auto-dimming rearview mirror with HomeLink® [3] universal transceiver, compass and maplamps	-	O	-	O	-	O	-		-			S

*This vehicle eBrochure is designed to identify vehicles commonly available in your area. If you would prefer to purchase a vehicle with no options or additional options, please contact your local dealer to check for current availability or the possibility of placing an order for such a vehicle.

Standard Features and Options*



- not available
- S** standard
- O** optional
- P** part of package

	4x2 Double Cab Tundra w/4.0-Liter V6 5-Speed Auto	4x2 Double Cab SR5 w/4.0-Liter V6 5-Speed Auto	4x2 Double Cab Tundra w/4.7-Liter V8 5-Speed Auto	4x2 Double Cab SR5 w/4.7-Liter V8 5-Speed Auto	4x2 Double Cab Tundra w/5.7-Liter V8 6-Speed Auto	4x2 Double Cab SR5 w/5.7-Liter V8 6-Speed Auto	4x2 Double Cab Long Bed w/4.7-Liter V8 5-Speed Auto	4x2 Double Cab Long Bed SR5 w/4.7-Liter V8 5-Speed Auto	4x2 Double Cab Long Bed Tundra w/5.7-Liter V8 6-Speed Auto	4x2 Double Cab Long Bed SR5 w/5.7-Liter V8 6-Speed Auto	4x2 Double Cab Ltd w/4.7-Liter V8 5-Speed Auto	4x2 Double Cab Ltd w/5.7-Liter V8 6-Speed Auto
Sun visors - extenders, mirrors	S	S	S	S	S	S	S		S			-
Sun visors - double, extenders, illuminated mirrors	-	-	-	-	-	-	-		-			S
Flooring - carpet	S	S	S	S	S	S	S		S			S
Cup holders - four front and two rear	S	S	S	S	S	S	S		S			S
Overhead console	O	S	O	S	O	S	O		O			S
Power points - two front	S	S	S	S	S	S	S		S			S
Rear power point	S	S	S	S	S	S	S		S			S
Optitron gauges	-	-	-	-	-	-	-		-			S
Speedometer, tripmeter, digital clock	S	S	S	S	S	S	S		S			S
Tachometer	-	-	S	S	S	S	S		S			S
Outside temperature gauge	S	S	S	S	S	S	S		S			S
Trip computer (average/current fuel economy, range, average speed, timer)	-	S	-	S	-	S	-		-			-
Multi-information display with feature customization (average/current fuel economy, range, average speed, remote keyless entry, power door locks, headlamp and illuminated-entry timer)	-	-	-	-	-	-	-		-			S
AM/FM CD with auxiliary audio jack and six speakers	S	-	S	-	S	-	S		S			-
AM/FM 6-disc in-dash CD changer with auxiliary audio jack and six speakers	O	S	O	S	O	S	O		O			-
JBL® Double Cab AM/FM 6-disc in-dash CD changer with auxiliary audio jack, 10 speakers including subwoofer, 440W amplifier, Bluetooth® [4] wireless technology and steering wheel audio controls	-	O	-	O	-	O	-		-			S

*This vehicle eBrochure is designed to identify vehicles commonly available in your area. If you would prefer to purchase a vehicle with no options or additional options, please contact your local dealer to check for current availability or the possibility of placing an order for such a vehicle.

Standard Features and Options*



- not available
- S** standard
- O** optional
- P** part of package

	4x2 Double Cab Tundra w/4.0-Liter V6 5-Speed Auto	4x2 Double Cab SR5 w/4.0-Liter V6 5-Speed Auto	4x2 Double Cab Tundra w/4.7-Liter V8 5-Speed Auto	4x2 Double Cab SR5 w/4.7-Liter V8 5-Speed Auto	4x2 Double Cab Tundra w/5.7-Liter V8 6-Speed Auto	4x2 Double Cab SR5 w/5.7-Liter V8 6-Speed Auto	4x2 Double Cab Long Bed w/4.7-Liter V8 5-Speed Auto	4x2 Double Cab Long Bed SR5 w/4.7-Liter V8 5-Speed Auto	4x2 Double Cab Long Bed Tundra w/5.7-Liter V8 6-Speed Auto	4x2 Double Cab Long Bed SR5 w/5.7-Liter V8 6-Speed Auto	4x2 Double Cab Ltd w/4.7-Liter V8 5-Speed Auto	4x2 Double Cab Ltd w/5.7-Liter V8 6-Speed Auto
Driver and passenger dual zone climate control with sync mode	S	S	S	S	S	S	S		S			-
Driver and passenger automatic dual zone climate control with sync mode	-	-	-	-	-	-	-		-			S
Second-row cooling/heating air ducts	S	S	S	S	S	S	S		S			S
Power windows, door locks and remote keyless entry system	S	S	S	S	S	S	S		S			S
Illuminated entry system	S	S	S	S	S	S	S		S			S
Cruise control	S	S	S	S	S	S	S		S			S
Front and rear maplamp	S	S	S	S	S	S	S		S			S
Glove box/ashtray illumination	S	S	S	S	S	S	S		S			S
Ashtray and cigarette lighter	S	S	S	S	S	S	S		S			S
SAFETY												
Star Safety System™ - Vehicle Stability Control (VSC) [5] + Traction Control (TRAC), 4-wheel disc Anti-lock Brake System (ABS) with Electronic Brake-force Distribution (EBD) and Brake Assist [6]	S	S	S	S	S	S	S		S			S
3-point seatbelts in all seating positions	S	S	S	S	S	S	S		S			S
Emergency Locking Retractor (ELR) on driver's seatbelt, Automatic/Emergency Locking Retractors (ALR/ELR) on all passenger seatbelts	S	S	S	S	S	S	S		S			S
Driver and front passenger seatbelt pretensioners with force limiters	S	S	S	S	S	S	S		S			S
Driver and front outboard passenger airbags with Advanced Airbag System [7]	S	S	S	S	S	S	S		S			S

*This vehicle eBrochure is designed to identify vehicles commonly available in your area. If you would prefer to purchase a vehicle with no options or additional options, please contact your local dealer to check for current availability or the possibility of placing an order for such a vehicle.

Standard Features and Options*



- not available
- S** standard
- O** optional
- P** part of package

	4x2 Double Cab Tundra w/4.0-Liter V6 5-Speed Auto	4x2 Double Cab SR5 w/4.0-Liter V6 5-Speed Auto	4x2 Double Cab Tundra w/4.7-Liter V8 5-Speed Auto	4x2 Double Cab SR5 w/4.7-Liter V8 5-Speed Auto	4x2 Double Cab Tundra w/5.7-Liter V8 6-Speed Auto	4x2 Double Cab SR5 w/5.7-Liter V8 6-Speed Auto	4x2 Double Cab Long Bed w/4.7-Liter V8 5-Speed Auto	4x2 Double Cab Long Bed SR5 w/4.7-Liter V8 5-Speed Auto	4x2 Double Cab Long Bed Tundra w/5.7-Liter V8 6-Speed Auto	4x2 Double Cab Long Bed SR5 w/5.7-Liter V8 6-Speed Auto	4x2 Double Cab Ltd w/4.7-Liter V8 5-Speed Auto	4x2 Double Cab Ltd w/5.7-Liter V8 6-Speed Auto
Driver and front outboard passenger seat-mounted side airbags and front and rear roll-sensing side curtain airbags (RSCA) [7]	S	S	S	S	S	S	S		S			S
Front passenger airbag cutoff switch	S	-	-	-	-	-	-		-			-
Child-protector rear door locks	S	S	S	S	S	S	S		S			S
Child Restraint System (CRS) top tether anchors for all rear seating positions, LATCH anchors for rear outboard seating positions	S	S	S	S	S	S	S		S			S
Tire Pressure Monitor System [8]	S	S	S	S	S	S	S		S			S
Anti-theft alarm system	O	O	O	O	O	O	O		O			S
Engine immobilizer [9]	-	-	S	S	S	S	S		S			S

*This vehicle eBrochure is designed to identify vehicles commonly available in your area. If you would prefer to purchase a vehicle with no options or additional options, please contact your local dealer to check for current availability or the possibility of placing an order for such a vehicle.

Options*



4x2 Double Cab Options

18-in. styled steel wheels with P255/70R18 tires

18-in. alloy wheels with P275/65R18 tires

20-in. alloy wheels with P275/55R20 tires

AM/FM with 6-disc in-dash CD changer, auxiliary audio jack and six speakers

JBL® Double Cab AM/FM 6-disc in-dash CD changer with auxiliary audio jack, 10 speakers including subwoofer, 440W amplifier, Bluetooth® [4] wireless technology and steering wheel audio controls

DVD navigation system [12] with backup camera [13], JBL® AM/FM 4-disc in-dash CD changer, auxiliary audio jack, 10 speakers including subwoofer, 440W-peak-output amplifier, Bluetooth® [4] wireless technology and steering wheel audio controls

Front and rear clearance sonar

Auto-dimming rearview mirror with HomeLink® [3] universal transceiver, compass and maplamps

Daytime Running Lights (DRL)

Anti-theft alarm system

Front 40/20/40 split-and-fold bench seat with 8-way adjustable driver and 4-way passenger seats

Cloth bucket seats - 4-way adjustable driver- and passenger-side, with adjustable headrests

Tow mirrors [1,14] - manual-extend, power adjustable, heated, with turn signals (5.7 models only)

Mudguards, front and rear - black

Sliding rear window with privacy glass

Running boards - black

Deck rail system with four adjustable tie-down cleats

Rear under-seat storage box (not available with JBL® audio)

4x2 Double Cab Packages

Cold Weather Package

- Heavy-duty battery
- Heavy-duty starter
- Windshield wiper de-icer with timer
- Mud guards
- Power, heated, black outside mirrors

Color-Keyed Bumper Package (excludes tow equipment)

- Color-keyed front and rear bumpers and grille surround
- Fog lamps
- Sliding rear window with privacy glass

TRD Off-Road Package [11]

- Off-road-tuned suspension
- Unique 18-in. alloy wheels with P275/65R18 BFGoodrich® tires
- Front tow hooks
- TRD Off-Road Package graphics
- Sliding rear window with privacy glass
- Fog lamps

Memory Package

- Power driver's seat memory
- Outside mirrors memory
- Power tilt/telescopic steering wheel with memory (not available with tow mirrors)

Standard Package

- Black grille surround (replaces chrome grille surround)
- Manual outside mirror (replaces power outside mirror)
- 2-speed wiper (replaces variable intermittent wiper)
- Deletes cruise control, remote keyless entry, glove box, door courtesy and overhead map lamps

TRD Sport Package

- Color-keyed front and rear bumpers and grille surround
- Color-keyed heated outside mirrors
- Color-keyed door handles
- Fog lamps
- Sliding rear window with privacy glass
- Black cloth interior with manual bucket seats, accessory shift knob and pedal covers
- Accessory 20-in. carved alloy wheels
- TRD Sport bedside decals

Specifications



	4x2 Double Cab Tundra w/4.0-Liter V6 5-Speed Auto	4x2 Double Cab SR5 w/4.0-Liter V6 5-Speed Auto	4x2 Double Cab Tundra w/4.7-Liter V8 5-Speed Auto	4x2 Double Cab SR5 w/4.7-Liter V8 5-Speed Auto	4x2 Double Cab Tundra w/5.7-Liter V8 6-Speed Auto	4x2 Double Cab SR5 w/5.7-Liter V8 6-Speed Auto	4x2 Double Cab Long Bed w/4.7-Liter V8 5-Speed Auto	4x2 Double Cab Long Bed SR5 w/4.7-Liter V8 5-Speed Auto	4x2 Double Cab Long Bed Tundra w/5.7-Liter V8 6-Speed Auto	4x2 Double Cab Long Bed SR5 w/5.7-Liter V8 6-Speed Auto	4x2 Double Cab Ltd w/4.7-Liter V8 5-Speed Auto	4x2 Double Cab Ltd w/5.7-Liter V8 6-Speed Auto
MSRP**	\$24,945	\$26,305	\$25,090	\$27,050	\$26,390	\$28,410	\$26,020	\$27,380	\$27,380	\$28,740	\$34,660	\$36,010
Model Number	8215	8216	8239	8240	8241	8242	8243	8244	8245	8246	8250	8252

MECHANICAL/PERFORMANCE

**Manufacturer's Suggested Retail Price, excludes the Delivery, Processing and Handling Fee of \$720 for Cars and \$745 for Trucks, Vans and SUVs. (Historically, vehicle manufacturers and distributors have charged a separate fee for processing, handling and delivering vehicles to dealerships. Toyota's charge for these services is called the "Delivery, Processing and Handling Fee" and is based on the value of the processing, handling and delivery services Toyota provides as well as Toyota's overall pricing structure. Toyota may make a profit on the Delivery, Processing and Handling Fee.) Excludes taxes, license, title and available or regionally required equipment. The Delivery, Processing and Handling Fee in AL, AR, FL, GA, LA, MS, NC, OK, SC and TX will be higher. Actual dealer price will vary.

Specifications



	4x2 Double Cab Tundra w/4.0-Liter V6 5-Speed Auto	4x2 Double Cab SR5 w/4.0-Liter V6 5-Speed Auto	4x2 Double Cab Tundra w/4.7-Liter V8 5-Speed Auto	4x2 Double Cab SR5 w/4.7-Liter V8 5-Speed Auto	4x2 Double Cab Tundra w/5.7-Liter V8 6-Speed Auto	4x2 Double Cab SR5 w/5.7-Liter V8 6-Speed Auto	4x2 Double Cab Long Bed w/4.7-Liter V8 5-Speed Auto	4x2 Double Cab Long Bed SR5 w/4.7-Liter V8 5-Speed Auto	4x2 Double Cab Long Bed Tundra w/5.7-Liter V8 6-Speed Auto	4x2 Double Cab Long Bed SR5 w/5.7-Liter V8 6-Speed Auto	4x2 Double Cab Ltd w/4.7-Liter V8 5-Speed Auto	4x2 Double Cab Ltd w/5.7-Liter V8 6-Speed Auto
Engine	4.0L DOHC 24V V6 with Variable Valve Timing with Intelligence (VVT-i), Horsepower: 236 hp @ 5200 rpm; Torque: 266 lb.-ft. @ 4000 rpm, aluminum block with aluminum heads, Acoustically Controlled Induction System (ACIS) -- dual stage intake manifold, Compression ratio: 10.0:1, Emissions: LEV II	4.7L DOHC 32V i-FORCE V8 with Variable Valve Timing with Intelligence (VVT-i), Horsepower: 276 hp @ 5400 rpm; Torque: 313 lb.-ft. @ 3400 rpm, cast-iron block with aluminum heads, Acoustically Controlled Induction System (ACIS) -- dual stage intake manifold, Compression ratio: 10.0:1, Emissions: ULEV II	5.7L DOHC 32V i-FORCE V8 with Dual Independent Variable Valve Timing with Intelligence (VVT-i), Horsepower: 381 hp @ 5600 rpm; Torque: 401 lb.-ft. @ 3600 rpm; Aluminum block with aluminum heads, Acoustically Controlled Induction System (ACIS) -- dual stage intake manifold, Compression ratio: 10.2:1, Emissions: ULEV II	4.7L DOHC 32V i-FORCE V8 with Variable Valve Timing with Intelligence (VVT-i), Horsepower: 276 hp @ 5400 rpm; Torque: 313 lb.-ft. @ 3400 rpm, cast-iron block with aluminum heads, Acoustically Controlled Induction System (ACIS) -- dual stage intake manifold, Compression ratio:	NA	5.7L DOHC 32V i-FORCE V8 with Dual Independent Variable Valve Timing with Intelligence (VVT-i), Horsepower: 381 hp @ 5600 rpm; Torque: 401 lb.-ft. @ 3600 rpm; Aluminum block with aluminum heads, Acoustically Controlled Induction System (ACIS) -- dual stage intake manifold, Compression ratio:	NA	5.7L DOHC 32V i-FORCE V8 with Dual Independent Variable Valve Timing with Intelligence (VVT-i), Horsepower: 381 hp @ 5600 rpm; Torque: 401 lb.-ft. @ 3600 rpm; Aluminum block with aluminum heads, Acoustically Controlled Induction System (ACIS) -- dual stage intake manifold, Compression ratio:	NA	5.7L DOHC 32V i-FORCE V8 with Dual Independent Variable Valve Timing with Intelligence (VVT-i), Horsepower: 381 hp @ 5600 rpm; Torque: 401 lb.-ft. @ 3600 rpm; Aluminum block with aluminum heads, Acoustically Controlled Induction System (ACIS) -- dual stage intake manifold, Compression ratio:	5.7L DOHC 32V i-FORCE V8 with Dual Independent Variable Valve Timing with Intelligence (VVT-i), Horsepower: 381 hp @ 5600 rpm; Torque: 401 lb.-ft. @ 3600 rpm; Aluminum block with aluminum heads, Acoustically Controlled Induction System (ACIS) -- dual stage intake manifold, Compression ratio:	5.7L DOHC 32V i-FORCE V8 with Dual Independent Variable Valve Timing with Intelligence (VVT-i), Horsepower: 381 hp @ 5600 rpm; Torque: 401 lb.-ft. @ 3600 rpm; Aluminum block with aluminum heads, Acoustically Controlled Induction System (ACIS) -- dual stage intake manifold, Compression ratio:

© 2008 Toyota Motor Sales, U.S.A., Inc. Produced 02.03.09

Specifications



	4x2 Double Cab Tundra w/4.0-Liter V6 5-Speed Auto	4x2 Double Cab SR5 w/4.0-Liter V6 5-Speed Auto	4x2 Double Cab Tundra w/4.7-Liter V8 5-Speed Auto	4x2 Double Cab SR5 w/4.7-Liter V8 5-Speed Auto	4x2 Double Cab Tundra w/5.7-Liter V8 6-Speed Auto	4x2 Double Cab SR5 w/5.7-Liter V8 6-Speed Auto	4x2 Double Cab Long Bed w/4.7-Liter V8 5-Speed Auto	4x2 Double Cab Long Bed SR5 w/4.7-Liter V8 5-Speed Auto	4x2 Double Cab Long Bed Tundra w/5.7-Liter V8 6-Speed Auto	4x2 Double Cab Long Bed SR5 w/5.7-Liter V8 6-Speed Auto	4x2 Double Cab Ltd w/4.7-Liter V8 5-Speed Auto	4x2 Double Cab Ltd w/5.7-Liter V8 6-Speed Auto
							10.0:1, Emissions: ULEV II		intake manifold, Compression ratio: 10.2:1, Emissions: ULEV II			intake manifold, Compression ratio: 10.2:1, Emissions: ULEV II
Drivetrain	5-speed electronically controlled transmission with intelligence (ECT-i), sequential shift mode and uphill/downhill shift logic			6-speed electronically controlled transmission with intelligence (ECT-i), sequential shift mode and uphill/downhill shift logic, TOW/HAUL mode		5-speed electronically controlled transmission with intelligence (ECT-i), sequential shift mode and uphill/downhill shift logic	NA	6-speed electronically controlled transmission with intelligence (ECT-i), sequential shift mode and uphill/downhill shift logic, TOW/HAUL mode	NA		6-speed electronically controlled transmission with intelligence (ECT-i), sequential shift mode and uphill/downhill shift logic, TOW/HAUL mode	

Specifications



	4x2 Double Cab Tundra w/4.0-Liter V6 5-Speed Auto	4x2 Double Cab SR5 w/4.0-Liter V6 5-Speed Auto	4x2 Double Cab Tundra w/4.7-Liter V8 5-Speed Auto	4x2 Double Cab SR5 w/4.7-Liter V8 5-Speed Auto	4x2 Double Cab Tundra w/5.7-Liter V8 6-Speed Auto	4x2 Double Cab SR5 w/5.7-Liter V8 6-Speed Auto	4x2 Double Cab Long Bed w/4.7-Liter V8 5-Speed Auto	4x2 Double Cab Long Bed SR5 w/4.7-Liter V8 5-Speed Auto	4x2 Double Cab Long Bed Tundra w/5.7-Liter V8 6-Speed Auto	4x2 Double Cab Long Bed SR5 w/5.7-Liter V8 6-Speed Auto	4x2 Double Cab Ltd w/4.7-Liter V8 5-Speed Auto	4x2 Double Cab Ltd w/5.7-Liter V8 6-Speed Auto
Suspension	Front independent coil-spring double-wishbone with stabilizer bar and low-pressure nitrogen gas shocks; rear live axle with trapezoidal multi-leaf rear suspension and staggered low-pressure nitrogen gas shocks							NA	Front independent coil-spring double-wishbone with stabilizer bar and low-pressure nitrogen gas shocks; rear live axle with trapezoidal multi-leaf rear suspension and staggered low-pressure nitrogen gas shocks	NA		Front independent coil-spring double-wishbone with stabilizer bar and low-pressure nitrogen gas shocks; rear live axle with trapezoidal multi-leaf rear suspension and staggered low-pressure nitrogen gas shocks
BRAKES												
Power-assisted four-wheel Anti-lock Brake System (ABS) with Electronic Brake-force Distribution (EBD), Brake Assist [6], Vehicle Stability Control (VSC) [5] + Traction Control (TRAC) and Automatic Limited-Slip Differential (Auto LSD)	Standard											
Front:	Ventilated disc						NA	Ventilated disc	NA		Ventilated disc	

Specifications



	4x2 Double Cab Tundra w/4.0-Liter V6 5-Speed Auto	4x2 Double Cab SR5 w/4.0-Liter V6 5-Speed Auto	4x2 Double Cab Tundra w/4.7-Liter V8 5-Speed Auto	4x2 Double Cab SR5 w/4.7-Liter V8 5-Speed Auto	4x2 Double Cab Tundra w/5.7-Liter V8 6-Speed Auto	4x2 Double Cab SR5 w/5.7-Liter V8 6-Speed Auto	4x2 Double Cab Long Bed w/4.7-Liter V8 5-Speed Auto	4x2 Double Cab Long Bed SR5 w/4.7-Liter V8 5-Speed Auto	4x2 Double Cab Long Bed Tundra w/5.7-Liter V8 6-Speed Auto	4x2 Double Cab Long Bed SR5 w/5.7-Liter V8 6-Speed Auto	4x2 Double Cab Ltd w/4.7-Liter V8 5-Speed Auto	4x2 Double Cab Ltd w/5.7-Liter V8 6-Speed Auto
Front diameter:	13.9 in.						NA	13.9 in.	NA	13.9 in.	NA	13.9 in.
Rear:	Ventilated disc						NA	Ventilate d disc	NA	Ventilate d disc	NA	Ventilate d disc
Rear diameter:	13.6 in.						NA	13.6 in.	NA	13.6 in.	NA	13.6 in.
Parking brake:	Pedal type						NA	Pedal type	NA	Pedal type	NA	Pedal type
STEERING												
Rack-and-pinion hydraulic power steering	Standard											
Ratio	18.1						NA	18.1	NA	18.1	NA	18.1
Turns, lock-to-lock	3.71						NA	3.71	NA	3.71	NA	3.71
Turning circle (ft.), curb-to-curb	44.0						49.0	49.0	49.0	49.0	49.0	44.0
Rear differential ratio/size	3.909/ 9.5"	4.100 [36]/ 9.5"	4.300 [36]/ 10.5"	4.100 [36]/ 9.5"	NA	4.300 [36]/ 10.5"	NA	4.300 [36]/ 10.5"	NA	4.300 [36]/ 10.5"	NA	4.300 [36]/ 10.5"
EXTERIOR DIMENSIONS (IN.)												
Overall height	75.8						NA	75.8	NA	75.8	NA	75.8
Overall width	79.9						NA	79.9	NA	79.9	NA	79.9
Overall length	228.7						246.7	246.7	246.7	246.7	246.7	228.7
Wheelbase	145.7						164.6	164.6	164.6	164.6	164.6	145.7
Inside bed length	78.7						97.6	97.6	97.6	97.6	97.6	78.7
Inside bed depth	22.2						NA	22.2	NA	22.2	NA	22.2
Inside bed width at tailgate	66.4						NA	66.4	NA	66.4	NA	66.4
Inside bed width between wheelwells	50.0						NA	50.0	NA	50.0	NA	50.0

Specifications



	4x2 Double Cab Tundra w/4.0-Liter V6 5-Speed Auto	4x2 Double Cab SR5 w/4.0-Liter V6 5-Speed Auto	4x2 Double Cab Tundra w/4.7-Liter V8 5-Speed Auto	4x2 Double Cab SR5 w/4.7-Liter V8 5-Speed Auto	4x2 Double Cab Tundra w/5.7-Liter V8 6-Speed Auto	4x2 Double Cab SR5 w/5.7-Liter V8 6-Speed Auto	4x2 Double Cab Long Bed w/4.7-Liter V8 5-Speed Auto	4x2 Double Cab Long Bed SR5 w/4.7-Liter V8 5-Speed Auto	4x2 Double Cab Long Bed Tundra w/5.7-Liter V8 6-Speed Auto	4x2 Double Cab Long Bed SR5 w/5.7-Liter V8 6-Speed Auto	4x2 Double Cab Ltd w/4.7-Liter V8 5-Speed Auto	4x2 Double Cab Ltd w/5.7-Liter V8 6-Speed Auto
Front track	67.9						NA	67.9	NA	67.9		
Rear track	67.9						NA	67.9	NA	67.9		
Ground clearance	10.2						NA	10.2	NA	10.2		
Maximum load height	34.1						NA	34.1	NA	34.1		
INTERIOR DIMENSIONS (IN.)												
Head room (front)	40.2						NA	40.2	NA	40.2		
Head room (rear)	38.7						NA	38.7	NA	38.7		
Hip room (front)	63.0						NA	63.0	NA	63.0		
Hip room (rear)	62.6						NA	62.6	NA	62.6		
Leg room (front)	42.5						NA	42.5	NA	42.5		
Leg room (rear)	34.7						NA	34.7	NA	34.7		
Shoulder room (front)	66.6						NA	66.6	NA	66.6		
Shoulder room (rear)	65.7						NA	65.7	NA	65.7		
Maximum seating capacity	6	5	6	5	6	5	6	NA	6	NA	5	
Angle of approach/departure (degrees)	28/25						28/20	NA	28/20	NA	28/25	
WEIGHTS AND CAPACITIES												
Curb weight (lbs.)	4930	5090	5165	5145	5220	5285	NA	5345	NA	5235		
Gross Vehicle Weight Rating (GVWR) (lbs.)	6400	6700		6900		6800	NA	7000	NA	6800		
Maximum Payload [16] (lbs.)	1470	1610 [18]	1535 [17]	1755 [18]	1680 [17]	1515	NA	1655	NA	1665		
Towing capacity [1] (lbs.)	4800	6700 [22]	8100 [23]	8600 [24]	10,600 [25]	8000	NA	10,500	NA	10,600		
Fuel tank (gal.)	26.4						NA	26.4	NA	26.4		

© 2008 Toyota Motor Sales, U.S.A., Inc. Produced 02.03.09

Specifications



4x2 Double Cab Tundra w/4.0-Liter V6 5-Speed Auto	4x2 Double Cab SR5 w/4.0-Liter V6 5-Speed Auto	4x2 Double Cab Tundra w/4.7-Liter V8 5-Speed Auto	4x2 Double Cab SR5 w/4.7-Liter V8 5-Speed Auto	4x2 Double Cab Tundra w/5.7-Liter V8 6-Speed Auto	4x2 Double Cab SR5 w/5.7-Liter V8 6-Speed Auto	4x2 Double Cab Long Bed w/4.7-Liter V8 5-Speed Auto	4x2 Double Cab Long Bed SR5 w/4.7-Liter V8 5-Speed Auto	4x2 Double Cab Long Bed Tundra w/5.7-Liter V8 6-Speed Auto	4x2 Double Cab Long Bed SR5 w/5.7-Liter V8 6-Speed Auto	4x2 Double Cab Ltd w/4.7-Liter V8 5-Speed Auto	4x2 Double Cab Ltd w/5.7-Liter V8 6-Speed Auto
---	--	---	--	---	--	---	---	--	---	--	--

TIRES											
18-in. steel wheels with P255/70R18 tires	Standard	NA	Standard	NA	Standard	NA	Standard	NA	Standard	NA	
18-in. styled steel wheels with P255/70R18 tires	Available	Standard	Available	Standard	Available	Standard	Available	NA	Available	NA	
18-in. alloy wheels with P275/65R18 tires	Available							NA	Available	NA	Standard
20-in. alloy wheels with P275/55R20 tires	NA										Available
Spare	18-in. with P255/70R18 tire							NA	18-in. with P255/70R18 tire	NA	18-in. with P255/70R18 tire
MPG											
Mileage estimates (mpg city/highway) [37]	15/19	14/17	14/17	14/18	14/17	NA	14/18	NA	14/18	NA	14/18

Accessories



EXTERIOR ACCESSORIES



Ball Mounts
\$65.00 Parts Only MSRP**



Bed Rug
\$419.00 Parts Only MSRP**



Bedliner w/Deck Rails
Short/Regular Bed \$365.00
Long Bed \$395.00
Installed MSRP*



Deck Rail Systems w/4 Tie Down Cleats
Short/Regular Bed \$210.00
Long Bed \$220.00
Installed MSRP*



Hood Protector
\$165.00 Installed MSRP*



Bed Extender
\$320.00 Installed MSRP*



Bed Step
\$300.00 Installed MSRP*



Cargo Divider
\$345.00 Installed MSRP*



Exhaust Tip
\$75.00 Installed MSRP*



Locking Bike Fork Attachment
\$95.00 Installed MSRP*



Bed Mat
Short/Regular Bed \$127.00
Long Bed \$137.00
Installed MSRP*



Bedliner w/o Deck Rails
Short/Regular Bed \$345.00
Long Bed \$375.00
Installed MSRP*



Cargo Net Exterior
\$49.00 Installed MSRP*



Front Skid Plate
\$425.00 Installed MSRP*



Machine Star 5 Spoke 20" Alloy Wheel
\$1,695.00 Installed MSRP*

* Installed MSRP is the Manufacturer's Suggested Retail Price for accessories installed by the manufacturer. Actual prices for dealer installed accessories may vary. Please see your local Toyota dealer for pricing. Prices and product availability are subject to change without notice.

** Installation not included. See your local Toyota dealer for installed pricing. Prices and product availability are subject to change without notice.

Accessories

EXTERIOR ACCESSORIES



Mini Tie Down w/Hook
(set of two)
\$45.00 Installed MSRP*



Tonneau Cover
Short Bed \$1545.00
Standard Bed \$1575.00
Installed MSRP*



Tube Steps
Chrome \$534.00
Installed MSRP*



Spare Tire Lock
\$73.00 Installed MSRP*



Tow Hitch
w/Wire Harness \$920.00
w/o Wire Harness \$520.00
Installed MSRP*



Wheel Locks
\$81.00 Installed MSRP*



Stepboards Brushed
Stainless Steel
Regular Cab \$475.00
Double Cab \$624.00
CrewMax \$624.00
Installed MSRP*



Tube Steps
Black \$490.00
Installed MSRP*

These exterior accessories
are also available:
• License Plate Frame
Bracket

INTERIOR ACCESSORIES



All Weather Floor Mats and
Door Sill Protector
Regular Cab \$94.00
Double Cab \$162.00
Crew Max \$165.00
Installed MSRP*



Auto Dimming Mirror
\$280.00 Installed MSRP*



All Weather Mats
Regular Cab \$55.00
Double/Crew Cab \$99.00
Installed MSRP*



Back-Up Camera w/Monitor
\$695.00 Installed MSRP*



Anodized Aluminum
Shift Knob
\$85.00 Installed MSRP*



Carpet Floor Mats
w/Door Sill Protector
Regular Cab \$111.00
Double Cab \$178.00
Crew Cab \$181.00
Installed MSRP*

* Installed MSRP is the Manufacturer's Suggested Retail Price for accessories installed by the manufacturer. Actual prices for dealer installed accessories may vary. Please see your local Toyota dealer for pricing. Prices and product availability are subject to change without notice.

** Installation not included. See your local Toyota dealer for installed pricing. Prices and product availability are subject to change without notice.

Accessories

INTERIOR ACCESSORIES



Emergency Assistance Kit
\$70.00 Installed MSRP*



Molded Simulated Burlwood Dash Applique by Superior Dash
Regular Cab \$340.00
Double/CrewMax \$350.00
Installed MSRP*



First Aid Kit
\$29.00 Installed MSRP*



Remote Engine Start
\$529.00 Installed MSRP*



Interface Kit for iPod®
\$299.00 Installed MSRP*



Seat Back Cargo Net
\$64.00 Installed MSRP*



Sirius Satellite Radio
\$449.00 Installed MSRP*



Sport Pedal Stainless Steel Automatic
\$85.00 Installed MSRP*



Underseat Storage
\$125.00 Installed MSRP*

PERFORMANCE PRODUCTS



VIP Security Systems
RS3200 Plus
\$299.00 Installed MSRP*
Glass Breakage Sensor
\$165.00 Installed MSRP*



Wireless Headphones
\$41.00 Parts Only MSRP**



XM Satellite Radio
\$449.00 Installed MSRP*



TRD 17" x 8" 6 Split Spoke Forged Off Road Wheel with beadlock styling
\$3,199.00 Installed MSRP*



TRD 22" X9" 5-Spoke Polished Forged Aluminum Alloy Wheel
\$4,699.00 Installed MSRP*



TRD Cat-Back Exhaust System
\$1,065.00 Installed MSRP*

Accessories

2009 **TUNDRA** 

PERFORMANCE PRODUCTS



TRD Forged Oil Cap
\$45.00 Parts Only MSRP**



TRD Performance
Air Intake
\$475.00 Parts Only MSRP**



TRD High Performance
Brake Kit
\$2,895.00 Installed MSRP*



TRD Rear Sway Bar
\$299.00 Installed MSRP*



TRD Performance
Air Filter
\$90.00 Installed MSRP*

These exterior accessories
are also available:

- TRD Performance Handling Kit

* Installed MSRP is the Manufacturer's Suggested Retail Price for accessories installed by the manufacturer. Actual prices for dealer installed accessories may vary. Please see your local Toyota dealer for pricing. Prices and product availability are subject to change without notice.

** Installation not included. See your local Toyota dealer for installed pricing. Prices and product availability are subject to change without notice.

Warranties / Disclaimers



WARRANTIES

Every Toyota Car, Truck and SUV is built to exceptional standards. And that's not idle boasting. We back it up with these Limited Warranty Coverages:

Basic: 36 months/36,000 miles (all components other than normal wear and maintenance items).

Powertrain: 60 months/60,000 miles (engine, transmission/transaxle, front-wheel drive, rear-wheel drive, seatbelts and airbags).

Rust-Through: 60 months/unlimited miles (corrosion perforation of sheet metal).

Emissions: Coverages vary under Federal and California regulations. Refer to applicable Owner's Warranty Information booklet for details.

Accessories: For accessories purchased at time of the new vehicle purchase, the Toyota Accessory Warranty coverage is in effect for 36 months or 36,000 miles (whichever comes first) from the vehicle's in-service date, which is the same coverage as the Basic coverage of the Toyota New Vehicle Limited Warranty.

For dealer-installed accessories purchased after the new vehicle purchase, the coverage is 12 months or 12,000 miles (whichever comes first) from the date the accessory was installed on the vehicle, or the remainder of the above 36 months or 36,000 miles Basic coverage from the vehicle's in-service date, whichever provides greater coverage, with the exception of car covers. Car covers are warranted for 12 months from the date of purchase and do not assume any coverage under the Toyota New Vehicle Limited Warranty.

For customer (non-dealer)-installed accessories purchased after the new vehicle purchase, the coverage is 12 months or 12,000 miles (whichever comes first), from the purchase date of the accessory.

You may be eligible for transportation assistance if it's necessary that your vehicle be kept overnight for repairs covered under warranty. Please see your authorized Toyota dealership for further details.

For complete details about Toyota's warranties, please refer to the applicable Owner's Warranty Information booklet or see your Toyota dealer.

DISCLAIMERS

All information in this eBrochure is based on data available at time of posting, is subject to change without notice and pertains specifically to continental U.S.A. vehicles only.

[1] Before towing, confirm your vehicle and trailer are compatible, hooked up properly and that you have any necessary additional equipment. Do not exceed any Weight Ratings and follow all instructions in your Owner's Manual. The maximum you can tow depends on the total weight of any cargo, occupants and available equipment.

[2] Also available on 4x2 with TRD Off-Road Package.

[3] HomeLink® is a registered trademark of Johnson Controls, Inc.

[4] The phones on this site have been tested for Bluetooth® compatibility with Toyota vehicles. Performance will vary based on phone software version, coverage, and your wireless carrier. Phones are warranted by their manufacturer, not Toyota.

[5] Vehicle Stability Control (VSC) is an electronic system designed to help the driver maintain vehicle control under adverse conditions. It is not a substitute for safe driving practices. Factors including speed, road conditions and driver steering input can all affect whether VSC will be effective in preventing a loss of control. Please see your Owner's Manual for further details.

[6] Brake Assist is designed to help the driver take full advantage of the benefits of ABS. It is not a substitute for safe driving practices. Braking effectiveness also depends on proper brake-system maintenance and tire and road conditions.

[7] All the airbag (AB) systems are Supplemental Restraint Systems. All ABs (if installed) are designed to inflate only under certain conditions and in certain types of severe collisions: frontal and knee ABs typically inflate in frontal collisions; side and side curtain ABs in side collisions; Roll-Sensing Curtain ABs at a severe tilt degree, roll or lateral G-force. In all other accidents, the ABs will not inflate. To decrease the risk of injury from an inflating AB, always wear seatbelts, sit upright in the middle of the seat as far back as possible and do not lean against the door. Do not put objects in front of an AB or around the seatback. Do not use a rearward-facing child seat in any front passenger seat. The force of an inflating AB may cause serious injury or death. See your Owner's Manual for further information/warnings.

[8] The Toyota Tire Pressure Monitor alerts the driver when tire pressure is critically low. For optimal tire wear and performance, tire pressure should be checked regularly with a gauge; do not rely solely on the monitor system. See your Owner's Manual for details.

[9] The engine immobilizer is a state-of-the-art anti-theft system. When you insert your key into the ignition switch, the key transmits an electronic code to the vehicle. The engine will only start if the code in the transponder chip inside the key matches the code in the vehicle's immobilizer. Because the transponder chip is embedded in the key, it can be costly to replace. If you lose a key, your Toyota dealer can help, or you can find a qualified independent locksmith to perform high security key services at www.aloa.org.

[10] 5.7L V8 Long Bed models only, not available with tow equipment.

[11] Not available on Long Bed models.

[12] The navigation system is designed to assist in locating an address or point of interest. Discrepancies may be encountered between the system and your actual location. Road system changes may affect the accuracy of the information provided. Rely on your common sense to decide whether to follow a specified route. Detailed coverage not available in every city or roadway. Periodic updates available at an additional cost. See your Navigation System Owner's Manual for further details.

[13] The backup camera does not provide a comprehensive view of the rear area of the vehicle. You should also look around outside your vehicle and use your mirrors to confirm rearward clearance. Cold weather will limit effectiveness and view may become cloudy.

[14] Requires Tow Package.

[15] Headphones are for passenger use only. Do not use while operating vehicle.

[16] Payload is the GVWR minus curb weight and includes weight of occupants, optional equipment and cargo, limited by weight distribution. Payload is not the Vehicle Capacity Weight as defined by FMVSS 110, which will vary according to installed optional equipment.

[17] When equipped with Sport Appearance Package, payload increases by 75 lbs.

[18] With Tow Package, payload decreases by 75 lbs.

[19] When equipped with Sport Appearance Package, standard towing capacity decreases to 7000 lbs.

[20] When equipped with Sport Appearance Package, standard towing capacity decreases to 8900 lbs.

[21] When equipped with Maximum Payload Package, standard towing capacity decreases to 8800 lbs.

[22] With Tow Package, towing capacity increases to 8100 lbs.

[23] When equipped with Sport Appearance Package, standard towing capacity decreases to 6700 lbs.

[24] With Tow Package, towing capacity increases to 10,000 lbs.

[25] When equipped with Maximum Payload Package, standard towing capacity decreases to 8600 lbs.

[26] With Tow Package, towing capacity increases to 8000 lbs.

[27] With Tow Package, towing capacity increases to 10,400 lbs.

[28] When equipped with Sport Appearance Package, standard towing capacity decreases to 8700 lbs.

[29] With Tow Package, towing capacity increases to 10,300 lbs.

[30] When equipped with Sport Appearance Package, standard towing capacity decreases to 8300 lbs.

[31] With Tow Package, towing capacity increases to 7800 lbs.

[32] When equipped with Sport Appearance Package, standard towing capacity decreases to 6400 lbs.

[33] With Tow Package, towing capacity increases to 7700 lbs.

[34] With Tow Package, towing capacity increases to 10,100 lbs.

[35] Flex Fuel Vehicles not available in every state. In states where available, all 4x4, 5.7L V8 models are FFV. Flex Fuel Vehicles use E85, gasoline or a combination of both. Estimated mileage will vary. Consult your dealer for nearest E85 filling stations.

[36] With Color-Keyed Bumper Package, Maximum Payload Package or without Tow Package, rear differential ratio is 3.909 on 4.7L models / 4.100 on 5.7L models.

[37] 2009 EPA mileage estimates. Actual mileage will vary.

Helpful Links

2009 **TUNDRA** 

BUYER TOOLS:

Find Local Specials

www.buyatoyota.com

Request a Quote

www.buyatoyota.com

Locate a Dealer

<http://www.toyota.com/dealers>

Competitive Comparison

<http://www.toyota.com/compare>

Toyota Financial Services

www.toyotafinancial.com

Payment Estimator

<http://www.toyotafinancial.com/estimator>

Apply for Credit

<http://www.toyotafinancial.com/apply>

Certified Used Vehicles

<http://www.toyota.com/tcuv>

Warranty Info.

www.toyotaownersonline.com/warranty

OWNER TOOLS:

Toyota Owner Resources

www.toyotaownersonline.com

Vehicle Reference Guides

<http://prg.toyotapartsandservice.com/>

Maintenance Guides

<http://smg.toyotapartsandservice.com/owners.php>

Toyota Service

<http://www.toyotaownersonline.com/service>

Car Care Tips

<http://www.toyotaownersonline.com/carcare>

Driver Tips

<http://www.toyotaownersonline.com/tips>

Genuine Toyota Parts

<http://www.toyotaownersonline.com/parts>

Do-It-Yourself Help

<http://www.toyotaownersonline.com/diy>

GENERAL INFORMATION:

Toyota News

<http://www.toyota.com/news>

Toyota Motorsports

<http://www.toyota.com/motorsports>

Toyota NASCAR Racing

<http://www.toyota.com/pitpass>

Toyota Community

<http://toyota.edmunds.com/community>

Toyota Events

<http://www.toyota.com/events>

Future Concept Vehicles

<http://www.toyota.com/future>

Community Care

<http://www.toyota.com/community>

QUESTIONS:

FAQs

<http://www.toyota.com/FAQ>

Contact Toyota

<http://www.toyota.com/contact>

2009 **TUNDRA** 



Take the high road. The low road. Any road.

Model Overview



	4x2 CrewMax Tundra w/4.7-Liter V8 5-Speed Auto	4x2 CrewMax SR5 w/4.7-Liter V8 5-Speed Auto	4x2 CrewMax Tundra w/5.7-Liter V8 6-Speed Auto	4x2 CrewMax SR5 w/5.7-Liter V8 6-Speed Auto	4x2 CrewMax Ltd w/4.7- Liter V8 5-Speed Auto	4x2 CrewMax Ltd w/5.7- Liter V8 6-Speed Auto
MSRP**	\$27,915	\$29,875	\$29,215	\$31,235	\$37,195	\$38,545
MPG City/Highway***	14/17	14/17	14/18	14/18	N/A	14/18
Seating	6	5	6	5	N/A	5

EXTERIOR COLORS*

Super White		Blue Streak Metallic		Salsa Red Pearl	
Slate Metallic		Pyrite Mica			
Radiant Red		Nautical Blue Metallic			
Desert Sand Mica		Silver Sky Metallic			
Timberland Mica		Black			

INTERIOR COLORS*

Graphite Fabric		Sand Beige Leather	
Black Fabric			
Sand Beige Fabric			
Graphite Leather			
Redrock Leather			

*This vehicle eBrochure is designed to identify vehicles commonly available in your area. If you would prefer to purchase a vehicle with no options or additional options, please contact your local dealer to check for current availability or the possibility of placing an order for such a vehicle.

**Manufacturer's Suggested Retail Price, excludes the Delivery, Processing and Handling Fee of \$720 for Cars and \$745 for Trucks, Vans and SUVs. (Historically, vehicle manufacturers and distributors have charged a separate fee for processing, handling and delivering vehicles to dealerships. Toyota's charge for these services is called the "Delivery, Processing and Handling Fee" and is based on the value of the processing, handling and delivery services Toyota provides as well as Toyota's overall pricing structure. Toyota may make a profit on the Delivery, Processing and Handling Fee.) Excludes taxes, license, title and available or regionally required equipment. The Delivery, Processing and Handling Fee in AL, AR, FL, GA, LA, MS, NC, OK, SC and TX will be higher. Actual dealer price will vary.

*** 2009 EPA-estimated mileage. Actual mileage will vary.

Standard Features and Options*



- not available
- S** standard
- O** optional
- P** part of package

	4x2 CrewMax Tundra w/4.7-Liter V8 5-Speed Auto	4x2 CrewMax SR5 w/4.7-Liter V8 5-Speed Auto	4x2 CrewMax Tundra w/5.7-Liter V8 6-Speed Auto	4x2 CrewMax SR5 w/5.7-Liter V8 6-Speed Auto	4x2 CrewMax Ltd w/4.7-Liter V8 5-Speed Auto	4x2 CrewMax Ltd w/5.7-Liter V8 6-Speed Auto
MSRP**	\$27,915	\$29,875	\$29,215	\$31,235	\$37,195	\$38,545
Model Number	8259	8260	8261	8262	8270	8272
EXTERIOR						
Automatic Limited-Slip Differential (Auto LSD)	S	S	S	S		S
Front bumper - chrome steel	S	S	S	S		-
Front bumper - color-keyed resin	S	-	S	-		S
Rear bumper - chrome steel	S	S	S	S		S
Grille surround - matte black	P	-	P	-		-
Grille surround - chrome	S	S	S	S		S
Grille - black	S	S	S	S		-
Grille - silver-matte finish	-	-	-	-		S
Front upper bumper cover - matte black	O	-	O	-		-
Front upper bumper - color-keyed	S	S	S	S		S
Door handles - black	S	S	S	S		-
Door handles - chrome	-	-	-	-		S
Tailgate - black handle	S	S	S	S		S
Outside mirrors - power, black	S	-	S	-		-
Outside mirrors - power, heated, black	P	S	P	S		-
Outside mirrors - power, retractable, heated, auto-dimming with turn signal, chrome and puddle lamps	-	-	-	-		S

**Manufacturer's Suggested Retail Price, excludes the Delivery, Processing and Handling Fee of \$720 for Cars and \$745 for Trucks, Vans and SUVs. (Historically, vehicle manufacturers and distributors have charged a separate fee for processing, handling and delivering vehicles to dealerships. Toyota's charge for these services is called the "Delivery, Processing and Handling Fee" and is based on the value of the processing, handling and delivery services Toyota provides as well as Toyota's overall pricing structure. Toyota may make a profit on the Delivery, Processing and Handling Fee.) Excludes taxes, license, title and available or regionally required equipment. The Delivery, Processing and Handling Fee in AL, AR, FL, GA, LA, MS, NC, OK, SC and TX will be higher. Actual dealer price will vary.

*This vehicle eBrochure is designed to identify vehicles commonly available in your area. If you would prefer to purchase a vehicle with no options or additional options, please contact your local dealer to check for current availability or the possibility of placing an order for such a vehicle.

Standard Features and Options*



- not available
- S** standard
- O** optional
- P** part of package

	4x2 CrewMax Tundra w/4.7-Liter V8 5-Speed Auto	4x2 CrewMax SR5 w/4.7-Liter V8 5-Speed Auto	4x2 CrewMax Tundra w/5.7-Liter V8 6-Speed Auto	4x2 CrewMax SR5 w/5.7-Liter V8 6-Speed Auto	4x2 CrewMax Ltd w/4.7-Liter V8 5-Speed Auto	4x2 CrewMax Ltd w/5.7-Liter V8 6-Speed Auto
Tow mirrors [1] - manual-extend, power-adjustable, heated, with turn signals	-	-	O	O		O
Rear glass - fixed, High Solar Energy-Absorbing (HSEA)	S	-	S	-		-
Rear glass - vertical power, sliding, privacy glass defroster	S	S	S	S		S
Rear door - privacy glass	S	S	S	S		S
Mudguards	O P	S	O P	S		S
Fog lamps	O	O P	O	O P		S
Easy Lower and Lift Tailgate	S	S	S	S		S
Deck Rail System with four adjustable tie-down cleats	-	O	-	O		S
Rail caps	S	S	S	S		S
V8 Tow Package [1] - Heavy-duty tow hitch receiver, 7-pin connector, trailer brake controller prewire, supplemental transmission cooler, transmission fluid temperature gauge, 4.100 rear axle ratio	O	S	-	-		-
V8 Tow Package [1] - Heavy-duty tow hitch receiver, 7-pin connector, trailer brake controller prewire, supplemental transmission cooler, TOW/HAUL mode, transmission fluid temperature gauge, 4.300 rear axle ratio	-	-	O	S		S
INTERIOR						
Front 40/20/40 split-and-fold bench seat with 8-way adjustable driver and 4-way passenger seats	O	-	S	-		-
Bucket seats with passenger-side fold-flat	O	S	O	S		S
Driver-side power 10-way adjustable, passenger-side power 4-way adjustable seats	-	-	-	-		S
Driver-side manual 8-way, passenger-side manual 4-way adjustable bucket seats	O	-	O	-		-

*This vehicle eBrochure is designed to identify vehicles commonly available in your area. If you would prefer to purchase a vehicle with no options or additional options, please contact your local dealer to check for current availability or the possibility of placing an order for such a vehicle.

Standard Features and Options*



- not available
- S** standard
- O** optional
- P** part of package

	4x2 CrewMax Tundra w/4.7-Liter V8 5-Speed Auto	4x2 CrewMax SR5 w/4.7-Liter V8 5-Speed Auto	4x2 CrewMax Tundra w/5.7-Liter V8 6-Speed Auto	4x2 CrewMax SR5 w/5.7-Liter V8 6-Speed Auto	4x2 CrewMax Ltd w/4.7-Liter V8 5-Speed Auto	4x2 CrewMax Ltd w/5.7-Liter V8 6-Speed Auto
Driver-side power 8-way adjustable, passenger-side power 4-way adjustable bucket seats	-	S	-	S	-	-
Driver and passenger lumbar with power thigh support	-	-	-	-	-	S
Driver and front passenger seatback pocket	S	S	S	S	-	S
Headrests - all positions, 2-way adjustable	S	S	S	S	-	S
Armrest - rear	S	S	S	S	-	S
Rear sliding, reclining, fold-flat seats	S	S	S	S	-	S
Fabric - SR5	S	S	S	S	-	-
Memory Package - Power driver seat memory, outside mirrors memory, power tilt/telescopic steering wheel with memory (not available with tow mirrors)	-	-	-	-	-	O
Leather-trimmed and heated bucket seats with 10-way power-adjustable driver and 4-way power-adjustable passenger seats	-	-	-	-	-	S
Tilt steering wheel with column shifter (bench seat)	S	-	S	-	-	-
Tilt/telescopic steering wheel with console shifter (bucket seats)	O	S	O	S	-	S
Center-console box	O	S	O	S	-	S
Windshield wipers - variable intermittent	S	S	S	S	-	S
Rearview mirror - manual	S	S	S	S	-	-
Auto-dimming rearview mirror with HomeLink® [3] universal transceiver, compass and maplamps	-	O	-	O	-	S
Sun visors - extenders, mirrors	S	S	S	S	-	-
Sun visors - double, extenders, illuminated mirrors	-	-	-	-	-	S
Flooring - carpet	S	S	S	S	-	S

*This vehicle eBrochure is designed to identify vehicles commonly available in your area. If you would prefer to purchase a vehicle with no options or additional options, please contact your local dealer to check for current availability or the possibility of placing an order for such a vehicle.

Standard Features and Options*



- not available
- S** standard
- O** optional
- P** part of package

	4x2 CrewMax Tundra w/4.7-Liter V8 5-Speed Auto	4x2 CrewMax SR5 w/4.7-Liter V8 5-Speed Auto	4x2 CrewMax Tundra w/5.7-Liter V8 6-Speed Auto	4x2 CrewMax SR5 w/5.7-Liter V8 6-Speed Auto	4x2 CrewMax Ltd w/4.7-Liter V8 5-Speed Auto	4x2 CrewMax Ltd w/5.7-Liter V8 6-Speed Auto
Cup holders - four front and two rear	S	S	S	S		S
Overhead console	O	S	O	S		S
Power points - two front	S	S	S	S		S
Rear power point	S	S	S	S		S
Optitron gauges	-	-	-	-		S
Speedometer, tripmeter, digital clock	S	S	S	S		S
Tachometer	S	S	S	S		S
Outside temperature gauge	S	S	S	S		S
Trip computer (average/current fuel economy, range, average speed, timer)	-	S	-	S		-
Multi-information display with feature customization (average/current fuel economy, range, average speed, remote keyless entry, power door locks, headlamp and illuminated-entry timer)	-	-	-	-		S
AM/FM CD with auxiliary audio jack and six speakers	S	-	S	-		-
AM/FM 6-disc in-dash CD changer with auxiliary audio jack and six speakers	O	S	O	S		-
JBL® AM/FM 6-disc in-dash CD changer with auxiliary audio jack, 12 speakers including subwoofer, 440W amplifier, Bluetooth® [4] wireless technology and steering wheel audio controls	-	O	-	O		S
Driver and passenger dual zone climate control with sync mode	S	S	S	S		-
Driver and passenger automatic dual zone climate control with sync mode	-	-	-	-		S
Second-row cooling/heating air ducts	S	S	S	S		S
Power windows, door locks and remote keyless entry system	S	S	S	S		S

*This vehicle eBrochure is designed to identify vehicles commonly available in your area. If you would prefer to purchase a vehicle with no options or additional options, please contact your local dealer to check for current availability or the possibility of placing an order for such a vehicle.

Standard Features and Options*



- not available
- S** standard
- O** optional
- P** part of package

	4x2 CrewMax Tundra w/4.7-Liter V8 5-Speed Auto	4x2 CrewMax SR5 w/4.7-Liter V8 5-Speed Auto	4x2 CrewMax Tundra w/5.7-Liter V8 6-Speed Auto	4x2 CrewMax SR5 w/5.7-Liter V8 6-Speed Auto	4x2 CrewMax Ltd w/4.7-Liter V8 5-Speed Auto	4x2 CrewMax Ltd w/5.7-Liter V8 6-Speed Auto
Illuminated entry system	S	S	S	S		S
Cruise control	S	S	S	S		S
Front and rear maplamp	S	S	S	S		S
Glove box/ashtray illumination	S	S	S	S		S
Ashtray and cigarette lighter	S	S	S	S		S
SAFETY						
Star Safety System™ - Vehicle Stability Control (VSC) [5] + Traction Control (TRAC), 4-wheel disc Anti-lock Brake System (ABS) with Electronic Brake-force Distribution (EBD) and Brake Assist [6]	S	S	S	S		S
3-point seatbelts in all seating positions	S	S	S	S		S
Emergency Locking Retractor (ELR) on driver's seatbelt, Automatic/Emergency Locking Retractors (ALR/ELR) on all passenger seatbelts	S	S	S	S		S
Driver and front passenger seatbelt pretensioners with force limiters	S	S	S	S		S
Driver and front outboard passenger airbags with Advanced Airbag System [7]	S	S	S	S		S
Driver and front outboard passenger seat-mounted side airbags and front and rear roll-sensing side curtain airbags (RSCA) [7]	S	S	S	S		S
Child-protector rear door locks	S	S	S	S		S
Child Restraint System (CRS) top tether anchors for all rear seating positions, LATCH anchors for rear outboard seating positions	S	S	S	S		S
Tire Pressure Monitor System [8]	S	S	S	S		S
Anti-theft alarm system	O	O	O	O		S
Engine immobilizer [9]	S	S	S	S		S

*This vehicle eBrochure is designed to identify vehicles commonly available in your area. If you would prefer to purchase a vehicle with no options or additional options, please contact your local dealer to check for current availability or the possibility of placing an order for such a vehicle.

Options*



4x2 CrewMax Options

18-in. styled steel wheels with P255/70R18 tires

18-in. alloy wheels with P275/65R18 tires

20-in. alloy wheels with P275/55R20 tires

AM/FM 6-disc in-dash CD changer, auxiliary audio jack and six speakers

JBL® AM/FM 6-disc in-dash CD changer, auxiliary audio jack, 12 speakers, 440W-peak-output amplifier, Bluetooth® [4] wireless technology and steering wheel audio controls

DVD navigation system [12] with backup camera [13], JBL® AM/FM 4-disc in-dash CD changer, auxiliary audio jack, 12 speakers including subwoofers, 440W-peak-output amplifier, Bluetooth® [4] wireless technology and steering wheel audio controls

Rear-seat DVD entertainment system with rear audio system, dual wireless headphones [15], wireless remote and 115V AC outlet

Front and rear clearance sonar

Auto-dimming rearview mirror with HomeLink® [3] universal transceiver, compass and maplamps

Daytime Running Lights (DRL)

Anti-theft alarm system

Front 40/20/40 split-and-fold bench seat with 8-way adjustable driver and 4-way passenger seats

Cloth bucket seats - 4-way adjustable driver- and passenger-side, with adjustable headrests

Tow mirrors [1,14] - manual-extend, power-adjustable, heated, with turn signals (5.7L models only)

Mudguards, front and rear - black

Running boards - black

Power tilt/slide moonroof with sunshade

Deck rail system with four adjustable tie-down cleats

4x2 CrewMax Packages

Cold Weather Package

- Heavy-duty battery
- Heavy-duty starter
- Windshield wiper de-icer with timer
- Mud guards
- Power, heated, black outside mirrors

TRD Off-Road Package [11]

- Off-road-tuned suspension
- Unique 18-in. alloy wheels P275/65R18 BFGoodrich® tires
- Front tow hooks
- TRD Off-Road Package graphics
- Sliding rear window with privacy glass
- Fog lamps

Memory Package

- Power driver's seat memory
- Outside mirrors memory
- Power tilt/telescopic steering wheel with memory (not available with tow mirrors)

Specifications



	4x2 CrewMax Tundra w/4.7-Liter V8 5-Speed Auto	4x2 CrewMax SR5 w/4.7-Liter V8 5-Speed Auto	4x2 CrewMax Tundra w/5.7-Liter V8 6-Speed Auto	4x2 CrewMax SR5 w/5.7-Liter V8 6-Speed Auto	4x2 CrewMax Ltd w/4.7-Liter V8 5-Speed Auto	4x2 CrewMax Ltd w/5.7-Liter V8 6-Speed Auto
MSRP**	\$27,915	\$29,875	\$29,215	\$31,235	\$37,195	\$38,545
Model Number	8259	8260	8261	8262	8270	8272
MECHANICAL/PERFORMANCE						
Engine	4.7L DOHC 32V i-FORCE V8 with Variable Valve Timing with Intelligence (VVT-i), Horsepower: 276 hp @ 5400 rpm; Torque: 313 lb.-ft. @ 3400 rpm, cast-iron block with aluminum heads, Acoustically Controlled Induction System (ACIS) - dual stage intake manifold, Compression ratio: 10.0:1, Emissions: ULEV II	5.7L DOHC 32V i-FORCE V8 with Dual Independent Variable Valve Timing with Intelligence (VVT-i), Horsepower: 381 hp @ 5600 rpm; Torque: 401 lb.-ft. @ 3600 rpm; Aluminum block with aluminum heads, Acoustically Controlled Induction System (ACIS) - dual stage intake manifold, Compression ratio: 10.2:1, Emissions: ULEV II	NA	5.7L DOHC 32V i-FORCE V8 with Dual Independent Variable Valve Timing with Intelligence (VVT-i), Horsepower: 381 hp @ 5600 rpm; Torque: 401 lb.-ft. @ 3600 rpm; Aluminum block with aluminum heads, Acoustically Controlled Induction System (ACIS) - dual stage intake manifold, Compression ratio: 10.2:1, Emissions: ULEV II	NA	5.7L DOHC 32V i-FORCE V8 with Dual Independent Variable Valve Timing with Intelligence (VVT-i), Horsepower: 381 hp @ 5600 rpm; Torque: 401 lb.-ft. @ 3600 rpm; Aluminum block with aluminum heads, Acoustically Controlled Induction System (ACIS) - dual stage intake manifold, Compression ratio: 10.2:1, Emissions: ULEV II
Drivetrain	5-speed electronically controlled transmission with intelligence (ECT-i), sequential shift mode and uphill/downhill shift logic	6-speed electronically controlled transmission with intelligence (ECT-i), sequential shift mode and uphill/downhill shift logic, TOW/HAUL mode	NA	6-speed electronically controlled transmission with intelligence (ECT-i), sequential shift mode and uphill/downhill shift logic, TOW/HAUL mode	NA	6-speed electronically controlled transmission with intelligence (ECT-i), sequential shift mode and uphill/downhill shift logic, TOW/HAUL mode

**Manufacturer's Suggested Retail Price, excludes the Delivery, Processing and Handling Fee of \$720 for Cars and \$745 for Trucks, Vans and SUVs. (Historically, vehicle manufacturers and distributors have charged a separate fee for processing, handling and delivering vehicles to dealerships. Toyota's charge for these services is called the "Delivery, Processing and Handling Fee" and is based on the value of the processing, handling and delivery services Toyota provides as well as Toyota's overall pricing structure. Toyota may make a profit on the Delivery, Processing and Handling Fee.) Excludes taxes, license, title and available or regionally required equipment. The Delivery, Processing and Handling Fee in AL, AR, FL, GA, LA, MS, NC, OK, SC and TX will be higher. Actual dealer price will vary.

Specifications



	4x2 CrewMax Tundra w/4.7-Liter V8 5-Speed Auto	4x2 CrewMax SR5 w/4.7-Liter V8 5- Speed Auto	4x2 CrewMax Tundra w/5.7-Liter V8 6-Speed Auto	4x2 CrewMax SR5 w/5.7-Liter V8 6- Speed Auto	4x2 CrewMax Ltd w/4.7-Liter V8 5- Speed Auto	4x2 CrewMax Ltd w/5.7-Liter V8 6- Speed Auto
Suspension	Front independent coil-spring double-wishbone with stabilizer bar and low-pressure nitrogen gas shocks; rear live axle with trapezoidal multi-leaf rear suspension and staggered low-pressure nitrogen gas shocks				NA	Front independent coil-spring double-wishbone with stabilizer bar and low-pressure nitrogen gas shocks; rear live axle with trapezoidal multi-leaf rear suspension and staggered low-pressure nitrogen gas shocks
BRAKES						
Power-assisted four-wheel Anti-lock Brake System (ABS) with Electronic Brake-force Distribution (EBD), Brake Assist [6], Vehicle Stability Control (VSC) [5] + Traction Control (TRAC) and Automatic Limited-Slip Differential (Auto LSD)	Standard					
Front:	Ventilated disc				NA	Ventilated disc
Front diameter:	13.9 in.				NA	13.9 in.
Rear:	Ventilated disc				NA	Ventilated disc
Rear diameter:	13.6 in.				NA	13.6 in.
Parking brake:	Pedal type				NA	Pedal type
STEERING						
Rack-and-pinion hydraulic power steering	Standard					
Ratio	18.1				NA	18.1
Turns, lock-to-lock	3.71				NA	3.71
Turning circle (ft.), curb-to-curb	44.0				NA	44.0
Rear differential ratio/size	4.100 [36]/ 9.5"		4.300 [36]/ 10.5"		NA	4.300 [36]/ 10.5"
EXTERIOR DIMENSIONS (IN.)						
Overall height	75.6				NA	75.6
Overall width	79.9				NA	79.9

Specifications



	4x2 CrewMax Tundra w/4.7-Liter V8 5-Speed Auto	4x2 CrewMax SR5 w/4.7-Liter V8 5- Speed Auto	4x2 CrewMax Tundra w/5.7-Liter V8 6-Speed Auto	4x2 CrewMax SR5 w/5.7-Liter V8 6- Speed Auto	4x2 CrewMax Ltd w/4.7-Liter V8 5- Speed Auto	4x2 CrewMax Ltd w/5.7-Liter V8 6- Speed Auto
Overall length	228.7				NA	228.7
Wheelbase	145.7				NA	145.7
Inside bed length	66.7				NA	66.7
Inside bed depth	22.2				NA	22.2
Inside bed width at tailgate	66.4				NA	66.4
Inside bed width between wheelwells	50.0				NA	50.0
Front track	67.9				NA	67.9
Rear track	67.9				NA	67.9
Ground clearance	10.0				NA	10.0
Maximum load height	33.7				NA	33.7
INTERIOR DIMENSIONS (IN.)						
Head room (front)	40.2				NA	40.2
Head room (rear)	38.7				NA	38.7
Hip room (front)	63.0				NA	63.0
Hip room (rear)	62.6				NA	62.6
Leg room (front)	42.5				NA	42.5
Leg room (rear)	44.5				NA	44.5
Shoulder room (front)	66.6				NA	66.6
Shoulder room (rear)	65.4				NA	65.4
Maximum seating capacity	6	5	6	5	NA	5
Angle of approach/departure (degrees)	28/25				NA	28/25
WEIGHTS AND CAPACITIES						
Curb weight (lbs.)	5255	5330	5320	5395	NA	5415
Gross Vehicle Weight Rating (GVWR) (lbs.)	6800		7000		NA	7000
Maximum Payload [16] (lbs.)	1545 [18]	1470	1680 [18]	1605	NA	1585

© 2008 Toyota Motor Sales, U.S.A., Inc. Produced 02.03.09

Specifications



	4x2 CrewMax Tundra w/4.7-Liter V8 5-Speed Auto	4x2 CrewMax SR5 w/4.7-Liter V8 5- Speed Auto	4x2 CrewMax Tundra w/5.7-Liter V8 6-Speed Auto	4x2 CrewMax SR5 w/5.7-Liter V8 6- Speed Auto	4x2 CrewMax Ltd w/4.7-Liter V8 5- Speed Auto	4x2 CrewMax Ltd w/5.7-Liter V8 6- Speed Auto
Towing capacity [1] (lbs.)	6500 [26]	8000	8400 [27]	10,400	NA	10,400
Fuel tank (gal.)	26.4				NA	26.4
TIRES						
18-in. steel wheels with P255/70R18 tires	Standard	NA	Standard	NA		
18-in. styled steel wheels with P255/70R18 tires	Available	Standard	Available	Standard	NA	
18-in. alloy wheels with P275/65R18 tires	Available				NA	Standard
20-in. alloy wheels with P275/55R20 tires	NA					Available
Spare	18-in. with P255/70R18 tire				NA	18-in. with P255/70R18 tire
MPG						
Mileage estimates (mpg city/highway) [37]	14/17		14/18		NA	14/18

Accessories



EXTERIOR ACCESSORIES



Ball Mounts
\$65.00 Parts Only MSRP**



Bed Rug
\$419.00 Parts Only MSRP**



Bedliner w/Deck Rails
Short/Regular Bed \$365.00
Long Bed \$395.00
Installed MSRP*



Deck Rail Systems w/4 Tie Down Cleats
Short/Regular Bed \$210.00
Long Bed \$220.00
Installed MSRP*



Hood Protector
\$165.00 Installed MSRP*



Bed Extender
\$320.00 Installed MSRP*



Bed Step
\$300.00 Installed MSRP*



Cargo Divider
\$345.00 Installed MSRP*



Exhaust Tip
\$75.00 Installed MSRP*



Locking Bike Fork Attachment
\$95.00 Installed MSRP*



Bed Mat
Short/Regular Bed \$127.00
Long Bed \$137.00
Installed MSRP*



Bedliner w/o Deck Rails
Short/Regular Bed \$345.00
Long Bed \$375.00
Installed MSRP*



Cargo Net Exterior
\$49.00 Installed MSRP*



Front Skid Plate
\$425.00 Installed MSRP*



Machine Star 5 Spoke 20" Alloy Wheel
\$1,695.00 Installed MSRP*

* Installed MSRP is the Manufacturer's Suggested Retail Price for accessories installed by the manufacturer. Actual prices for dealer installed accessories may vary. Please see your local Toyota dealer for pricing. Prices and product availability are subject to change without notice.

** Installation not included. See your local Toyota dealer for installed pricing. Prices and product availability are subject to change without notice.

Accessories

EXTERIOR ACCESSORIES



Mini Tie Down w/Hook
(set of two)
\$45.00 Installed MSRP*



Tonneau Cover
Short Bed \$1545.00
Standard Bed \$1575.00
Installed MSRP*



Tube Steps
Chrome \$534.00
Installed MSRP*



Spare Tire Lock
\$73.00 Installed MSRP*



Tow Hitch
w/Wire Harness \$920.00
w/o Wire Harness \$520.00
Installed MSRP*



Wheel Locks
\$81.00 Installed MSRP*



Stepboards Brushed
Stainless Steel
Regular Cab \$475.00
Double Cab \$624.00
CrewMax \$624.00
Installed MSRP*



Tube Steps
Black \$490.00
Installed MSRP*

These exterior accessories
are also available:
• License Plate Frame
Bracket

INTERIOR ACCESSORIES



All Weather Floor Mats and
Door Sill Protector
Regular Cab \$94.00
Double Cab \$162.00
Crew Max \$165.00
Installed MSRP*



Auto Dimming Mirror
\$280.00 Installed MSRP*



All Weather Mats
Regular Cab \$55.00
Double/Crew Cab \$99.00
Installed MSRP*



Back-Up Camera w/Monitor
\$695.00 Installed MSRP*



Anodized Aluminum
Shift Knob
\$85.00 Installed MSRP*



Carpet Floor Mats
w/Door Sill Protector
Regular Cab \$111.00
Double Cab \$178.00
Crew Cab \$181.00
Installed MSRP*

* Installed MSRP is the Manufacturer's Suggested Retail Price for accessories installed by the manufacturer. Actual prices for dealer installed accessories may vary. Please see your local Toyota dealer for pricing. Prices and product availability are subject to change without notice.

** Installation not included. See your local Toyota dealer for installed pricing. Prices and product availability are subject to change without notice.

Accessories

INTERIOR ACCESSORIES



Emergency Assistance Kit
\$70.00 Installed MSRP*



Molded Simulated Burlwood Dash Applique by Superior Dash
Regular Cab \$340.00
Double/CrewMax \$350.00
Installed MSRP*



First Aid Kit
\$29.00 Installed MSRP*



Remote Engine Start
\$529.00 Installed MSRP*



Interface Kit for iPod®
\$299.00 Installed MSRP*



Seat Back Cargo Net
\$64.00 Installed MSRP*



Sirius Satellite Radio
\$449.00 Installed MSRP*



Sport Pedal Stainless Steel Automatic
\$85.00 Installed MSRP*



Underseat Storage
\$125.00 Installed MSRP*

PERFORMANCE PRODUCTS



VIP Security Systems
RS3200 Plus
\$299.00 Installed MSRP*
Glass Breakage Sensor
\$165.00 Installed MSRP*



Wireless Headphones
\$41.00 Parts Only MSRP**



XM Satellite Radio
\$449.00 Installed MSRP*



TRD 17" x 8" 6 Split Spoke Forged Off Road Wheel with beadlock styling
\$3,199.00 Installed MSRP*



TRD 22" X9" 5-Spoke Polished Forged Aluminum Alloy Wheel
\$4,699.00 Installed MSRP*



TRD Cat-Back Exhaust System
\$1,065.00 Installed MSRP*

* Installed MSRP is the Manufacturer's Suggested Retail Price for accessories installed by the manufacturer. Actual prices for dealer installed accessories may vary. Please see your local Toyota dealer for pricing. Prices and product availability are subject to change without notice.
** Installation not included. See your local Toyota dealer for installed pricing. Prices and product availability are subject to change without notice.

Accessories

2009 **TUNDRA** 

PERFORMANCE PRODUCTS



TRD Forged Oil Cap
\$45.00 Parts Only MSRP**



TRD Performance
Air Intake
\$475.00 Parts Only MSRP**



TRD High Performance
Brake Kit
\$2,895.00 Installed MSRP*



TRD Rear Sway Bar
\$299.00 Installed MSRP*



TRD Performance
Air Filter
\$90.00 Installed MSRP*

These exterior accessories
are also available:

- TRD Performance
Handling Kit

* Installed MSRP is the Manufacturer's Suggested Retail Price for accessories installed by the manufacturer. Actual prices for dealer installed accessories may vary. Please see your local Toyota dealer for pricing. Prices and product availability are subject to change without notice.

** Installation not included. See your local Toyota dealer for installed pricing. Prices and product availability are subject to change without notice.

Warranties / Disclaimers



WARRANTIES

Every Toyota Car, Truck and SUV is built to exceptional standards. And that's not idle boasting. We back it up with these Limited Warranty Coverages:

Basic: 36 months/36,000 miles (all components other than normal wear and maintenance items).

Powertrain: 60 months/60,000 miles (engine, transmission/transaxle, front-wheel drive, rear-wheel drive, seatbelts and airbags).

Rust-Through: 60 months/unlimited miles (corrosion perforation of sheet metal).

Emissions: Coverages vary under Federal and California regulations. Refer to applicable Owner's Warranty Information booklet for details.

Accessories: For accessories purchased at time of the new vehicle purchase, the Toyota Accessory Warranty coverage is in effect for 36 months or 36,000 miles (whichever comes first) from the vehicle's in-service date, which is the same coverage as the Basic coverage of the Toyota New Vehicle Limited Warranty.

For dealer-installed accessories purchased after the new vehicle purchase, the coverage is 12 months or 12,000 miles (whichever comes first) from the date the accessory was installed on the vehicle, or the remainder of the above 36 months or 36,000 miles Basic coverage from the vehicle's in-service date, whichever provides greater coverage, with the exception of car covers. Car covers are warranted for 12 months from the date of purchase and do not assume any coverage under the Toyota New Vehicle Limited Warranty.

For customer (non-dealer)-installed accessories purchased after the new vehicle purchase, the coverage is 12 months or 12,000 miles (whichever comes first), from the purchase date of the accessory.

You may be eligible for transportation assistance if it's necessary that your vehicle be kept overnight for repairs covered under warranty. Please see your authorized Toyota dealership for further details.

For complete details about Toyota's warranties, please refer to the applicable Owner's Warranty Information booklet or see your Toyota dealer.

DISCLAIMERS

All information in this eBrochure is based on data available at time of posting, is subject to change without notice and pertains specifically to continental U.S.A. vehicles only.

[1] Before towing, confirm your vehicle and trailer are compatible, hooked up properly and that you have any necessary additional equipment. Do not exceed any Weight Ratings and follow all instructions in your Owner's Manual. The maximum you can tow depends on the total weight of any cargo, occupants and available equipment.

[2] Also available on 4x2 with TRD Off-Road Package.

[3] HomeLink® is a registered trademark of Johnson Controls, Inc.

[4] The phones on this site have been tested for Bluetooth® compatibility with Toyota vehicles. Performance will vary based on phone software version, coverage, and your wireless carrier. Phones are warranted by their manufacturer, not Toyota.

[5] Vehicle Stability Control (VSC) is an electronic system designed to help the driver maintain vehicle control under adverse conditions. It is not a substitute for safe driving practices. Factors including speed, road conditions and driver steering input can all affect whether VSC will be effective in preventing a loss of control. Please see your Owner's Manual for further details.

[6] Brake Assist is designed to help the driver take full advantage of the benefits of ABS. It is not a substitute for safe driving practices. Braking effectiveness also depends on proper brake-system maintenance and tire and road conditions.

[7] All the airbag (AB) systems are Supplemental Restraint Systems. All ABs (if installed) are designed to inflate only under certain conditions and in certain types of severe collisions: frontal and knee ABs typically inflate in frontal collisions; side and side curtain ABs in side collisions; Roll-Sensing Curtain ABs at a severe tilt degree, roll or lateral G-force. In all other accidents, the ABs will not inflate. To decrease the risk of injury from an inflating AB, always wear seatbelts, sit upright in the middle of the seat as far back as possible and do not lean against the door. Do not put objects in front of an AB or around the seatback. Do not use a rearward-facing child seat in any front passenger seat. The force of an inflating AB may cause serious injury or death. See your Owner's Manual for further information/warnings.

[8] The Toyota Tire Pressure Monitor alerts the driver when tire pressure is critically low. For optimal tire wear and performance, tire pressure should be checked regularly with a gauge; do not rely solely on the monitor system. See your Owner's Manual for details.

[9] The engine immobilizer is a state-of-the-art anti-theft system. When you insert your key into the ignition switch, the key transmits an electronic code to the vehicle. The engine will only start if the code in the transponder chip inside the key matches the code in the vehicle's immobilizer. Because the transponder chip is embedded in the key, it can be costly to replace. If you lose a key, your Toyota dealer can help, or you can find a qualified independent locksmith to perform high security key services at www.aloa.org.

[10] 5.7L V8 Long Bed models only, not available with tow equipment.

[11] Not available on Long Bed models.

[12] The navigation system is designed to assist in locating an address or point of interest. Discrepancies may be encountered between the system and your actual location. Road system changes may affect the accuracy of the information provided. Rely on your common sense to decide whether to follow a specified route. Detailed coverage not available in every city or roadway. Periodic updates available at an additional cost. See your Navigation System Owner's Manual for further details.

[13] The backup camera does not provide a comprehensive view of the rear area of the vehicle. You should also look around outside your vehicle and use your mirrors to confirm rearward clearance. Cold weather will limit effectiveness and view may become cloudy.

[14] Requires Tow Package.

[15] Headphones are for passenger use only. Do not use while operating vehicle.

[16] Payload is the GVWR minus curb weight and includes weight of occupants, optional equipment and cargo, limited by weight distribution. Payload is not the Vehicle Capacity Weight as defined by FMVSS 110, which will vary according to installed optional equipment.

[17] When equipped with Sport Appearance Package, payload increases by 75 lbs.

[18] With Tow Package, payload decreases by 75 lbs.

[19] When equipped with Sport Appearance Package, standard towing capacity decreases to 7000 lbs.

[20] When equipped with Sport Appearance Package, standard towing capacity decreases to 8900 lbs.

[21] When equipped with Maximum Payload Package, standard towing capacity decreases to 8800 lbs.

[22] With Tow Package, towing capacity increases to 8100 lbs.

[23] When equipped with Sport Appearance Package, standard towing capacity decreases to 6700 lbs.

[24] With Tow Package, towing capacity increases to 10,000 lbs.

[25] When equipped with Maximum Payload Package, standard towing capacity decreases to 8600 lbs.

[26] With Tow Package, towing capacity increases to 8000 lbs.

[27] With Tow Package, towing capacity increases to 10,400 lbs.

[28] When equipped with Sport Appearance Package, standard towing capacity decreases to 8700 lbs.

[29] With Tow Package, towing capacity increases to 10,300 lbs.

[30] When equipped with Sport Appearance Package, standard towing capacity decreases to 8300 lbs.

[31] With Tow Package, towing capacity increases to 7800 lbs.

[32] When equipped with Sport Appearance Package, standard towing capacity decreases to 6400 lbs.

[33] With Tow Package, towing capacity increases to 7700 lbs.

[34] With Tow Package, towing capacity increases to 10,100 lbs.

[35] Flex Fuel Vehicles not available in every state. In states where available, all 4x4, 5.7L V8 models are FFV. Flex Fuel Vehicles use E85, gasoline or a combination of both. Estimated mileage will vary. Consult your dealer for nearest E85 filling stations.

[36] With Color-Keyed Bumper Package, Maximum Payload Package or without Tow Package, rear differential ratio is 3.909 on 4.7L models / 4.100 on 5.7L models.

[37] 2009 EPA mileage estimates. Actual mileage will vary.

Helpful Links

2009 **TUNDRA** 

BUYER TOOLS:

Find Local Specials

www.buyatoyota.com

Request a Quote

www.buyatoyota.com

Locate a Dealer

<http://www.toyota.com/dealers>

Competitive Comparison

<http://www.toyota.com/compare>

Toyota Financial Services

www.toyotafinancial.com

Payment Estimator

<http://www.toyotafinancial.com/estimator>

Apply for Credit

<http://www.toyotafinancial.com/apply>

Certified Used Vehicles

<http://www.toyota.com/tcuv>

Warranty Info.

www.toyotaownersonline.com/warranty

OWNER TOOLS:

Toyota Owner Resources

www.toyotaownersonline.com

Vehicle Reference Guides

<http://prg.toyotapartsandservice.com/>

Maintenance Guides

<http://smg.toyotapartsandservice.com/owners.php>

Toyota Service

<http://www.toyotaownersonline.com/service>

Car Care Tips

<http://www.toyotaownersonline.com/carcare>

Driver Tips

<http://www.toyotaownersonline.com/tips>

Genuine Toyota Parts

<http://www.toyotaownersonline.com/parts>

Do-It-Yourself Help

<http://www.toyotaownersonline.com/diy>

GENERAL INFORMATION:

Toyota News

<http://www.toyota.com/news>

Toyota Motorsports

<http://www.toyota.com/motorsports>

Toyota NASCAR Racing

<http://www.toyota.com/pitpass>

Toyota Community

<http://toyota.edmunds.com/community>

Toyota Events

<http://www.toyota.com/events>

Future Concept Vehicles

<http://www.toyota.com/future>

Community Care

<http://www.toyota.com/community>

QUESTIONS:

FAQs

<http://www.toyota.com/FAQ>

Contact Toyota

<http://www.toyota.com/contact>

2009 **TUNDRA** 







Take the high road. The low road. Any road.

Model Overview



	4x4 Regular Cab w/4.7-Liter V8 5-Speed Auto	4x4 Regular Cab w/5.7-Liter V8 FFV 6-Speed Auto	4x4 Regular Cab w/5.7-Liter V8 6-Speed Auto	4x4 Regular Cab Long Bed w/4.7-Liter V8 5-Speed Auto	4x4 Regular Cab Long Bed w/5.7-Liter V8 FFV 6-Speed Auto	4x4 Regular Cab Long Bed w/5.7-Liter V8 6-Speed Auto
MSRP**	\$26,680	\$27,740	\$27,740	\$27,010	\$28,070	\$28,070
MPG City/Highway***	13/16	13/17	13/17	13/16	13/17	13/17
Seating	3	3	3	3	3	3

EXTERIOR COLORS*

Black		Silver Sky Metallic	
Super White		Radiant Red	
Slate Metallic		Pyrite Mica	
Nautical Blue Metallic			
Blue Streak Metallic			

INTERIOR COLORS*

Graphite Fabric	
Sand Beige	

*This vehicle eBrochure is designed to identify vehicles commonly available in your area. If you would prefer to purchase a vehicle with no options or additional options, please contact your local dealer to check for current availability or the possibility of placing an order for such a vehicle.

**Manufacturer's Suggested Retail Price, excludes the Delivery, Processing and Handling Fee of \$720 for Cars and \$745 for Trucks, Vans and SUVs. (Historically, vehicle manufacturers and distributors have charged a separate fee for processing, handling and delivering vehicles to dealerships. Toyota's charge for these services is called the "Delivery, Processing and Handling Fee" and is based on the value of the processing, handling and delivery services Toyota provides as well as Toyota's overall pricing structure. Toyota may make a profit on the Delivery, Processing and Handling Fee.) Excludes taxes, license, title and available or regionally required equipment. The Delivery, Processing and Handling Fee in AL, AR, FL, GA, LA, MS, NC, OK, SC and TX will be higher. Actual dealer price will vary.

*** 2009 EPA-estimated mileage. Actual mileage will vary.

Standard Features and Options*



- not available
- S** standard
- O** optional
- P** part of package

	4x4 Regular Cab w/4.7-Liter V8 5-Speed Auto	4x4 Regular Cab w/5.7-Liter V8 FFV 6- Speed Auto	4x4 Regular Cab w/5.7-Liter V8 6-Speed Auto	4x4 Regular Cab Long Bed w/4.7-Liter V8 5- Speed Auto	4x4 Regular Cab Long Bed w/5.7-Liter V8 FFV 6-Speed Auto	4x4 Regular Cab Long Bed w/5.7-Liter V8 6- Speed Auto
MSRP**	\$26,680	\$27,740	\$27,740	\$27,010	\$28,070	\$28,070
Model Number	8322	8323	8324	8326	8327	8328
EXTERIOR						
Automatic Limited-Slip Differential (Auto LSD)	S	S	S	S	S	S
Front bumper - chrome steel	S	S	S	S	S	S
Front bumper - color-keyed resin	P	P	P	-	-	-
Rear bumper - chrome steel	S	S	S	S	S	S
Grille surround - matte black	S	S	S	S	S	S
Grille surround - chrome	O P	O P	O P	O P	O P	O P
Grille - black	S	S	S	S	S	S
Front upper bumper cover - matte black	S	S	S	S	S	S
Front upper bumper - color-keyed	P	P	P	P	P	P
Door handles - black	S	S	S	S	S	S
Tailgate - black handle	S	S	S	S	S	S
Outside mirrors - black	S	S	S	S	S	S
Outside mirrors - power, black	P	P	P	P	P	P
Outside mirrors - power, heated, black	P	P	P	P	P	P
Tow mirrors [1] - manual-extend, power-adjustable, heated, with turn signals	-	O	O	-	O	O
Rear glass - fixed, High Solar Energy-Absorbing (HSEA)	S	S	S	S	S	S
Rear glass - sliding, privacy glass	O	O	O	O	O	O

**Manufacturer's Suggested Retail Price, excludes the Delivery, Processing and Handling Fee of \$720 for Cars and \$745 for Trucks, Vans and SUVs. (Historically, vehicle manufacturers and distributors have charged a separate fee for processing, handling and delivering vehicles to dealerships. Toyota's charge for these services is called the "Delivery, Processing and Handling Fee" and is based on the value of the processing, handling and delivery services Toyota provides as well as Toyota's overall pricing structure. Toyota may make a profit on the Delivery, Processing and Handling Fee.) Excludes taxes, license, title and available or regionally required equipment. The Delivery, Processing and Handling Fee in AL, AR, FL, GA, LA, MS, NC, OK, SC and TX will be higher. Actual dealer price will vary.

*This vehicle eBrochure is designed to identify vehicles commonly available in your area. If you would prefer to purchase a vehicle with no options or additional options, please contact your local dealer to check for current availability or the possibility of placing an order for such a vehicle.

Standard Features and Options*



- not available
- S** standard
- O** optional
- P** part of package

	4x4 Regular Cab w/4.7-Liter V8 5-Speed Auto	4x4 Regular Cab w/5.7-Liter V8 FFV 6- Speed Auto	4x4 Regular Cab w/5.7-Liter V8 6-Speed Auto	4x4 Regular Cab Long Bed w/4.7-Liter V8 5- Speed Auto	4x4 Regular Cab Long Bed w/5.7-Liter V8 FFV 6-Speed Auto	4x4 Regular Cab Long Bed w/5.7-Liter V8 6- Speed Auto
Mudguards	O P	O P	O P	O P	O P	O P
Fog lamps	O	O	O	-	-	-
Easy Lower and Lift Tailgate	S	S	S	S	S	S
Deck Rail System with four adjustable tie-down cleats	O	O	O	O	O	O
Rail caps	S	S	S	S	S	S
Front tow hooks [1,2]	S	S	S	S	S	S
V8 Tow Package [1] - Heavy-duty tow hitch receiver, 7-pin connector, trailer brake controller prewire, supplemental transmission cooler, transmission fluid temperature gauge, 4.100 rear axle ratio	S	-	-	S	-	-
V8 Tow Package [1] - Heavy-duty tow hitch receiver, 7-pin connector, trailer brake controller prewire, supplemental transmission cooler, TOW/HAUL mode, transmission fluid temperature gauge, 4.300 rear axle ratio	-	S	S	-	S	S
INTERIOR						
Front 40/20/40 split-and-fold bench seat with 4-way adjustable driver and 4-way passenger seats	S	S	S	S	S	S
Bucket seats with passenger-side fold-flat	O	O	O	-	-	-
Driver-side manual 8-way, passenger-side manual 4-way adjustable bucket seats	O	O	O	O	O	O
Headrests - all positions, 2-way adjustable	S	S	S	S	S	S
Fabric - Tundra Graphite	S	S	S	S	S	S
Fabric - SR5	P	P	P	P	P	P
Tilt steering wheel with column shifter (bench seat)	S	S	S	S	S	S
Tilt/telescopic steering wheel with console shifter (bucket seats)	O	O	O	O	O	O

*This vehicle eBrochure is designed to identify vehicles commonly available in your area. If you would prefer to purchase a vehicle with no options or additional options, please contact your local dealer to check for current availability or the possibility of placing an order for such a vehicle.

Standard Features and Options*



- not available
- S** standard
- O** optional
- P** part of package

	4x4 Regular Cab w/4.7-Liter V8 5-Speed Auto	4x4 Regular Cab w/5.7-Liter V8 FFV 6- Speed Auto	4x4 Regular Cab w/5.7-Liter V8 6-Speed Auto	4x4 Regular Cab Long Bed w/4.7-Liter V8 5- Speed Auto	4x4 Regular Cab Long Bed w/5.7-Liter V8 FFV 6-Speed Auto	4x4 Regular Cab Long Bed w/5.7-Liter V8 6- Speed Auto
Center-console box	O	O	O	-	-	-
Windshield wipers - 2-speed	S	S	S	S	S	S
Windshield wipers - variable intermittent	P	P	P	P	P	P
Rearview mirror - manual	S	S	S	S	S	S
Auto-dimming rearview mirror with HomeLink® [3] universal transceiver, compass and maplamps	O	O	O	O	O	O
Sun visors - fabric	S	S	S	S	S	S
Flooring - vinyl	S	S	S	S	S	S
Flooring - carpet	P	P	P	P	P	P
Cup holders - four front	S	S	S	S	S	S
Power points - two front	S	S	S	S	S	S
Speedometer, tripmeter, digital clock	S	S	S	S	S	S
Tachometer	S	S	S	S	S	S
Outside temperature gauge (available with SR5 upgrade)	P	P	P	P	P	P
AM/FM CD with auxiliary audio jack and four speakers	S	S	S	S	S	S
AM/FM 6-disc in-dash CD changer with auxiliary audio jack and four speakers	O	O	O	O	O	O
Driver and passenger dual zone climate control with sync mode	S	S	S	S	S	S
Power windows, door locks and remote keyless entry system	P	P	P	P	P	P
Illuminated entry system	P	P	P	P	P	P
Cruise control	P	P	P	P	P	P

*This vehicle eBrochure is designed to identify vehicles commonly available in your area. If you would prefer to purchase a vehicle with no options or additional options, please contact your local dealer to check for current availability or the possibility of placing an order for such a vehicle.

Standard Features and Options*



- not available
- S** standard
- O** optional
- P** part of package

	4x4 Regular Cab w/4.7-Liter V8 5-Speed Auto	4x4 Regular Cab w/5.7-Liter V8 FFV 6- Speed Auto	4x4 Regular Cab w/5.7-Liter V8 6-Speed Auto	4x4 Regular Cab Long Bed w/4.7-Liter V8 5- Speed Auto	4x4 Regular Cab Long Bed w/5.7-Liter V8 FFV 6-Speed Auto	4x4 Regular Cab Long Bed w/5.7-Liter V8 6- Speed Auto
Front maplamp	P	P	P	P	P	P
Glove box/ashtray illumination	P	P	P	P	P	P
Ashtray and cigarette lighter	S	S	S	S	S	S
SAFETY						
Star Safety System™ - Vehicle Stability Control (VSC) [5] + Traction Control (TRAC), 4-wheel disc Anti-lock Brake System (ABS) with Electronic Brake-force Distribution (EBD) and Brake Assist [6]	S	S	S	S	S	S
3-point seatbelts in all seating positions	S	S	S	S	S	S
Emergency Locking Retractor (ELR) on driver's seatbelt, Automatic/Emergency Locking Retractors (ALR/ELR) on all passenger seatbelts	S	S	S	S	S	S
Driver and front passenger seatbelt pretensioners with force limiters	S	S	S	S	S	S
Driver and front outboard passenger airbags with Advanced Airbag System [7]	S	S	S	S	S	S
Driver and front outboard passenger seat-mounted side airbags and front roll-sensing side curtain airbags (RSCA) [7]	S	S	S	S	S	S
Front passenger airbag cutoff switch	S	S	S	S	S	S
Child Restraint System (CRS) top tether anchors for center and passenger seats, passenger-side LATCH anchor	S	S	S	S	S	S
Tire Pressure Monitor System [8]	S	S	S	S	S	S
Anti-theft alarm system	O	O	O	O	O	O
Engine immobilizer [9]	S	S	S	S	S	S

*This vehicle eBrochure is designed to identify vehicles commonly available in your area. If you would prefer to purchase a vehicle with no options or additional options, please contact your local dealer to check for current availability or the possibility of placing an order for such a vehicle.

Options*



4x4 Regular Cab Options

18-in. styled steel wheels with P255/70R18 tires

18-in. alloy wheels with P275/65R18 tires

AM/FM 6-disc in-dash CD charger, auxiliary audio jack and four speakers

Front and rear clearance sonar

Auto-dimming rearview mirror with HomeLink® [3] universal transceiver, compass and maplamps

Daytime Running Lights (DRL)

Anti-theft alarm system

Cloth bucket seats - 4-way adjustable driver- and passenger-side, with adjustable headrests

Tow mirrors [1] - manual-extend, power-adjustable, heated, with turn signals (5.7L models only)

Mudguards, front and rear—black

Sliding rear window with privacy glass

Deck Rail System with four adjustable tie-down cleats

4x4 Regular Cab Packages

Maximum Payload Package [10]

Cold Weather Package

- Heavy-duty battery
- Heavy-duty starter
- Mud guards
- Power, heated, black outside mirrors
- Windshield wiper de-icer with timer

SR5 Package

- Color-keyed upper and chrome lower front bumper with chrome grille surround and rear bumper
- Engine skid plate
- Power windows and door locks
- Cruise control
- Remote keyless entry system
- Windshield wipers - variable intermittent
- Flooring - carpet
- Fabric - SR5
- Tachometer (Tundra Grade V6 models)
- SR5 badges

Color-Keyed Bumper Package

- Includes SR5 Package equipment
- Color-keyed front and rear bumpers and grille surround
- Fog lamps
- Sliding rear window with privacy glass

TRD Off-Road Package [11]

- Includes SR5 Package equipment
- Off-road-tuned suspension
- Unique 18-in. alloy wheels with P275/65R18 BFGoodrich® tires
- Front tow hooks
- TRD Off-Road Package graphics
- Sliding rear window with privacy glass
- Fog lamps
- Grille surround - chrome
- Engine skid plate
- Power windows, door locks and black outside mirrors
- Cruise control
- Remote keyless entry system
- Windshield wipers - variable intermittent
- Flooring - carpet
- Fabric - SR5
- SR5 badges

Specifications



	4x4 Regular Cab w/4.7-Liter V8 5-Speed Auto	4x4 Regular Cab w/5.7-Liter V8 FFV 6-Speed Auto	4x4 Regular Cab w/5.7-Liter V8 6-Speed Auto	4x4 Regular Cab Long Bed w/4.7-Liter V8 5-Speed Auto	4x4 Regular Cab Long Bed w/5.7-Liter V8 FFV 6-Speed Auto	4x4 Regular Cab Long Bed w/5.7-Liter V8 6-Speed Auto
MSRP**	\$26,680	\$27,740	\$27,740	\$27,010	\$28,070	\$28,070
Model Number	8322	8323	8324	8326	8327	8328
MECHANICAL/PERFORMANCE						
Engine	4.7L DOHC 32V i-FORCE V8 with Variable Valve Timing with Intelligence (VVT-i), Horsepower: 276 hp @ 5400 rpm; Torque: 313 lb.-ft. @ 3400 rpm, cast-iron block with aluminum heads, Acoustically Controlled Induction System (ACIS) - dual stage intake manifold, Compression ratio: 10.0:1, Emissions: ULEV II	5.7L DOHC 32V i-FORCE V8 with Dual Independent Variable Valve Timing with Intelligence (VVT-i), Ethanol technology [35], Horsepower: 381 hp @ 5600 rpm; Torque: 401 lb.-ft. @ 3600 rpm; Aluminum block with aluminum heads, Acoustically Controlled Induction System (ACIS) - dual stage intake manifold, Compression ratio: 10.2:1, Emissions: ULEV II, E85 Flex Fuel	5.7L DOHC 32V i-FORCE V8 with Dual Independent Variable Valve Timing with Intelligence (VVT-i), Ethanol technology [x], Horsepower: 381 hp @ 5600 rpm; Torque: 401 lb.-ft. @ 3600 rpm; aluminum block with aluminum heads, Acoustically Controlled Induction System (ACIS) - dual stage intake manifold, Compression ratio: 10.2:1, Emissions: ULEV II	4.7L DOHC 32V i-FORCE V8 with Variable Valve Timing with Intelligence (VVT-i), Horsepower: 276 hp @ 5400 rpm; Torque: 313 lb.-ft. @ 3400 rpm, cast-iron block with aluminum heads, Acoustically Controlled Induction System (ACIS) - dual stage intake manifold, Compression ratio: 10.0:1, Emissions: ULEV II	5.7L DOHC 32V i-FORCE V8 with Dual Independent Variable Valve Timing with Intelligence (VVT-i), Ethanol technology [35], Horsepower: 381 hp @ 5600 rpm; Torque: 401 lb.-ft. @ 3600 rpm; Aluminum block with aluminum heads, Acoustically Controlled Induction System (ACIS) - dual stage intake manifold, Compression ratio: 10.2:1, Emissions: ULEV II, E85 Flex Fuel	5.7L DOHC 32V i-FORCE V8 with Dual Independent Variable Valve Timing with Intelligence (VVT-i), Ethanol technology [x], Horsepower: 381 hp @ 5600 rpm; Torque: 401 lb.-ft. @ 3600 rpm; aluminum block with aluminum heads, Acoustically Controlled Induction System (ACIS) - dual stage intake manifold, Compression ratio: 10.2:1, Emissions: ULEV II
Drivetrain	5-speed electronically controlled transmission with intelligence (ECT-i), sequential shift mode and uphill/downhill shift logic	6-speed electronically controlled transmission with intelligence (ECT-i), sequential shift mode and uphill/downhill shift logic, TOW/HAUL mode		5-speed electronically controlled transmission with intelligence (ECT-i), sequential shift mode and uphill/downhill shift logic	6-speed electronically controlled transmission with intelligence (ECT-i), sequential shift mode and uphill/downhill shift logic, TOW/HAUL mode	
4WDemand system with electronically controlled 2-speed transfer case	Standard					
Suspension	Front independent coil-spring double-wishbone with stabilizer bar and low-pressure nitrogen gas shocks; rear live axle with trapezoidal multi-leaf rear suspension and staggered low-pressure nitrogen gas shocks					

**Manufacturer's Suggested Retail Price, excludes the Delivery, Processing and Handling Fee of \$720 for Cars and \$745 for Trucks, Vans and SUVs. (Historically, vehicle manufacturers and distributors have charged a separate fee for processing, handling and delivering vehicles to dealerships. Toyota's charge for these services is called the "Delivery, Processing and Handling Fee" and is based on the value of the processing, handling and delivery services Toyota provides as well as Toyota's overall pricing structure. Toyota may make a profit on the Delivery, Processing and Handling Fee.) Excludes taxes, license, title and available or regionally required equipment. The Delivery, Processing and Handling Fee in AL, AR, FL, GA, LA, MS, NC, OK, SC and TX will be higher. Actual dealer price will vary.

Specifications



	4x4 Regular Cab w/4.7-Liter V8 5-Speed Auto	4x4 Regular Cab w/5.7-Liter V8 FFV 6-Speed Auto	4x4 Regular Cab w/5.7-Liter V8 6-Speed Auto	4x4 Regular Cab Long Bed w/4.7-Liter V8 5-Speed Auto	4x4 Regular Cab Long Bed w/5.7-Liter V8 FFV 6-Speed Auto	4x4 Regular Cab Long Bed w/5.7-Liter V8 6-Speed Auto
BRAKES						
Power-assisted four-wheel Anti-lock Brake System (ABS) with Electronic Brake-force Distribution (EBD), Brake Assist [6], Vehicle Stability Control (VSC) [5] + Traction Control (TRAC) and Automatic Limited-Slip Differential (Auto LSD); Active Traction Control (A-TRAC)	Standard					
Front:	Ventilated disc					
Front diameter:	13.9 in.					
Rear:	Ventilated disc					
Rear diameter:	13.6 in.					
Parking brake:	Pedal type					
STEERING						
Rack-and-pinion hydraulic power steering	Standard					
Ratio	18.1					
Turns, lock-to-lock	3.71					
Turning circle (ft.), curb-to-curb	39.2			44.0		
Rear differential ratio/size	4.100 [36]/ 9.5"	4.300 [36]/ 10.5"		4.100 [36]/ 9.5"	4.300 [36]/ 10.5"	
Transfer case, high/low:	1.000/ 2.618					
EXTERIOR DIMENSIONS (IN.)						
Overall height	76.2					
Overall width	79.9					
Overall length	209.8			228.7		
Wheelbase	126.8			145.7		
Inside bed length	78.7			97.6		
Inside bed depth	22.2					
Inside bed width at tailgate	66.4					

Specifications



	4x4 Regular Cab w/4.7-Liter V8 5- Speed Auto	4x4 Regular Cab w/5.7-Liter V8 FFV 6-Speed Auto	4x4 Regular Cab w/5.7-Liter V8 6- Speed Auto	4x4 Regular Cab Long Bed w/4.7-Liter V8 5-Speed Auto	4x4 Regular Cab Long Bed w/5.7-Liter V8 FFV 6-Speed Auto	4x4 Regular Cab Long Bed w/5.7-Liter V8 6-Speed Auto
Inside bed width between wheelwells	50.0					
Front track	67.9					
Rear track	67.9					
Ground clearance	10.6					
Maximum load height	35.4					
INTERIOR DIMENSIONS (IN.)						
Head room	40.2					
Hip room	63.0					
Leg room	42.5					
Shoulder room	66.6					
Maximum seating capacity	3					
Angle of approach/departure (degrees)	28/27					
WEIGHTS AND CAPACITIES						
Curb weight (lbs.)	5120	5175		5220	5275	
Gross Vehicle Weight Rating (GVWR) (lbs.)	6800			7000	7200	
Maximum Payload [16] (lbs.)	1680 [17]	1625 [17]		1780	1925	
Towing capacity [1] (lbs.)	8200 [23]	10,100 [28]		8100	10,500 [25]	
Fuel tank (gal.)	26.4					
TIRES						
18-in. steel wheels with P255/70R18 tires	Standard					
18-in. styled steel wheels with P255/70R18 tires	Available					
18-in. alloy wheels with P275/65R18 tires	Available					
Spare	18-in. with P255/70R18 tire					
MPG						

© 2008 Toyota Motor Sales, U.S.A., Inc. Produced 02.03.09

Specifications



	4x4 Regular Cab w/4.7-Liter V8 5- Speed Auto	4x4 Regular Cab w/5.7-Liter V8 FFV 6-Speed Auto	4x4 Regular Cab w/5.7-Liter V8 6- Speed Auto	4x4 Regular Cab Long Bed w/4.7-Liter V8 5-Speed Auto	4x4 Regular Cab Long Bed w/5.7-Liter V8 FFV 6-Speed Auto	4x4 Regular Cab Long Bed w/5.7-Liter V8 6-Speed Auto
Mileage estimates (mpg city/highway) [37]	13/16	13/17		13/16	13/17	

Accessories



EXTERIOR ACCESSORIES



Ball Mounts
\$65.00 Parts Only MSRP**



Bed Rug
\$419.00 Parts Only MSRP**



Bedliner w/Deck Rails
Short/Regular Bed \$365.00
Long Bed \$395.00
Installed MSRP*



Deck Rail Systems w/4 Tie Down Cleats
Short/Regular Bed \$210.00
Long Bed \$220.00
Installed MSRP*



Hood Protector
\$165.00 Installed MSRP*



Bed Extender
\$320.00 Installed MSRP*



Bed Step
\$300.00 Installed MSRP*



Cargo Divider
\$345.00 Installed MSRP*



Exhaust Tip
\$75.00 Installed MSRP*



Locking Bike Fork Attachment
\$95.00 Installed MSRP*



Bed Mat
Short/Regular Bed \$127.00
Long Bed \$137.00
Installed MSRP*



Bedliner w/o Deck Rails
Short/Regular Bed \$345.00
Long Bed \$375.00
Installed MSRP*



Cargo Net Exterior
\$49.00 Installed MSRP*



Front Skid Plate
\$425.00 Installed MSRP*



Machine Star 5 Spoke 20" Alloy Wheel
\$1,695.00 Installed MSRP*

* Installed MSRP is the Manufacturer's Suggested Retail Price for accessories installed by the manufacturer. Actual prices for dealer installed accessories may vary. Please see your local Toyota dealer for pricing. Prices and product availability are subject to change without notice.

** Installation not included. See your local Toyota dealer for installed pricing. Prices and product availability are subject to change without notice.

Accessories



EXTERIOR ACCESSORIES



Mini Tie Down w/Hook
(set of two)
\$45.00 Installed MSRP*



Tonneau Cover
Short Bed \$1545.00
Standard Bed \$1575.00
Installed MSRP*



Tube Steps
Chrome \$534.00
Installed MSRP*



Spare Tire Lock
\$73.00 Installed MSRP*



Tow Hitch
w/Wire Harness \$920.00
w/o Wire Harness \$520.00
Installed MSRP*



Wheel Locks
\$81.00 Installed MSRP*



Stepboards Brushed
Stainless Steel
Regular Cab \$475.00
Double Cab \$624.00
CrewMax \$624.00
Installed MSRP*



Tube Steps
Black \$490.00
Installed MSRP*

These exterior accessories
are also available:
• License Plate Frame
Bracket

INTERIOR ACCESSORIES



All Weather Floor Mats and
Door Sill Protector
Regular Cab \$94.00
Double Cab \$162.00
Crew Max \$165.00
Installed MSRP*



Auto Dimming Mirror
\$280.00 Installed MSRP*



All Weather Mats
Regular Cab \$55.00
Double/Crew Cab \$99.00
Installed MSRP*



Back-Up Camera w/Monitor
\$695.00 Installed MSRP*



Anodized Aluminum
Shift Knob
\$85.00 Installed MSRP*



Carpet Floor Mats
w/Door Sill Protector
Regular Cab \$111.00
Double Cab \$178.00
Crew Cab \$181.00
Installed MSRP*

* Installed MSRP is the Manufacturer's Suggested Retail Price for accessories installed by the manufacturer. Actual prices for dealer installed accessories may vary. Please see your local Toyota dealer for pricing. Prices and product availability are subject to change without notice.

** Installation not included. See your local Toyota dealer for installed pricing. Prices and product availability are subject to change without notice.

Accessories

INTERIOR ACCESSORIES



Emergency Assistance Kit
\$70.00 Installed MSRP*



Molded Simulated Burlwood Dash Applique by Superior Dash
Regular Cab \$340.00
Double/CrewMax \$350.00
Installed MSRP*



First Aid Kit
\$29.00 Installed MSRP*



Remote Engine Start
\$529.00 Installed MSRP*



Interface Kit for iPod®
\$299.00 Installed MSRP*



Seat Back Cargo Net
\$64.00 Installed MSRP*



Sirius Satellite Radio
\$449.00 Installed MSRP*



Sport Pedal Stainless Steel Automatic
\$85.00 Installed MSRP*



Underseat Storage
\$125.00 Installed MSRP*

PERFORMANCE PRODUCTS



VIP Security Systems
RS3200 Plus
\$299.00 Installed MSRP*
Glass Breakage Sensor
\$165.00 Installed MSRP*



Wireless Headphones
\$41.00 Parts Only MSRP**



XM Satellite Radio
\$449.00 Installed MSRP*



TRD 17" x 8" 6 Split Spoke Forged Off Road Wheel with beadlock styling
\$3,199.00 Installed MSRP*



TRD 22"X9" 5-Spoke Polished Forged Aluminum Alloy Wheel
\$4,699.00 Installed MSRP*



TRD Cat-Back Exhaust System
\$1,065.00 Installed MSRP*

* Installed MSRP is the Manufacturer's Suggested Retail Price for accessories installed by the manufacturer. Actual prices for dealer installed accessories may vary. Please see your local Toyota dealer for pricing. Prices and product availability are subject to change without notice.
** Installation not included. See your local Toyota dealer for installed pricing. Prices and product availability are subject to change without notice.

Accessories

2009 **TUNDRA** 

PERFORMANCE PRODUCTS



TRD Forged Oil Cap
\$45.00 Parts Only MSRP**



TRD Performance Air Intake
\$475.00 Parts Only MSRP**



TRD High Performance Brake Kit
\$2,895.00 Installed MSRP*



TRD Rear Sway Bar
\$299.00 Installed MSRP*



TRD Performance Air Filter
\$90.00 Installed MSRP*

These exterior accessories are also available:

- TRD Performance Handling Kit

* Installed MSRP is the Manufacturer's Suggested Retail Price for accessories installed by the manufacturer. Actual prices for dealer installed accessories may vary. Please see your local Toyota dealer for pricing. Prices and product availability are subject to change without notice.

** Installation not included. See your local Toyota dealer for installed pricing. Prices and product availability are subject to change without notice.

WARRANTIES

Every Toyota Car, Truck and SUV is built to exceptional standards. And that's not idle boasting. We back it up with these Limited Warranty Coverages:

Basic: 36 months/36,000 miles (all components other than normal wear and maintenance items).

Powertrain: 60 months/60,000 miles (engine, transmission/transaxle, front-wheel drive, rear-wheel drive, seatbelts and airbags).

Rust-Through: 60 months/unlimited miles (corrosion perforation of sheet metal).

Emissions: Coverages vary under Federal and California regulations. Refer to applicable Owner's Warranty Information booklet for details.

Accessories: For accessories purchased at time of the new vehicle purchase, the Toyota Accessory Warranty coverage is in effect for 36 months or 36,000 miles (whichever comes first) from the vehicle's in-service date, which is the same coverage as the Basic coverage of the Toyota New Vehicle Limited Warranty.

For dealer-installed accessories purchased after the new vehicle purchase, the coverage is 12 months or 12,000 miles (whichever comes first) from the date the accessory was installed on the vehicle, or the remainder of the above 36 months or 36,000 miles Basic coverage from the vehicle's in-service date, whichever provides greater coverage, with the exception of car covers. Car covers are warranted for 12 months from the date of purchase and do not assume any coverage under the Toyota New Vehicle Limited Warranty.

For customer (non-dealer)-installed accessories purchased after the new vehicle purchase, the coverage is 12 months or 12,000 miles (whichever comes first), from the purchase date of the accessory.

You may be eligible for transportation assistance if it's necessary that your vehicle be kept overnight for repairs covered under warranty. Please see your authorized Toyota dealership for further details.

For complete details about Toyota's warranties, please refer to the applicable Owner's Warranty Information booklet or see your Toyota dealer.

DISCLAIMERS

All information in this eBrochure is based on data available at time of posting, is subject to change without notice and pertains specifically to continental U.S.A. vehicles only.

[1] Before towing, confirm your vehicle and trailer are compatible, hooked up properly and that you have any necessary additional equipment. Do not exceed any Weight Ratings and follow all instructions in your Owner's Manual. The maximum you can tow depends on the total weight of any cargo, occupants and available equipment.

[2] Also available on 4x2 with TRD Off-Road Package.

[3] HomeLink® is a registered trademark of Johnson Controls, Inc.

[4] The phones on this site have been tested for Bluetooth® compatibility with Toyota vehicles. Performance will vary based on phone software version, coverage, and your wireless carrier. Phones are warranted by their manufacturer, not Toyota.

[5] Vehicle Stability Control (VSC) is an electronic system designed to help the driver maintain vehicle control under adverse conditions. It is not a substitute for safe driving practices. Factors including speed, road conditions and driver steering input can all affect whether VSC will be effective in preventing a loss of control. Please see your Owner's Manual for further details.

[6] Brake Assist is designed to help the driver take full advantage of the benefits of ABS. It is not a substitute for safe driving practices. Braking effectiveness also depends on proper brake-system maintenance and tire and road conditions.

[7] All the airbag (AB) systems are Supplemental Restraint Systems. All ABs (if installed) are designed to inflate only under certain conditions and in certain types of severe collisions: frontal and knee ABs typically inflate in frontal collisions; side and side curtain ABs in side collisions; Roll-Sensing Curtain ABs at a severe tilt degree, roll or lateral G-force. In all other accidents, the ABs will not inflate. To decrease the risk of injury from an inflating AB, always wear seatbelts, sit upright in the middle of the seat as far back as possible and do not lean against the door. Do not put objects in front of an AB or around the seatback. Do not use a rearward-facing child seat in any front passenger seat. The force of an inflating AB may cause serious injury or death. See your Owner's Manual for further information/warnings.

[8] The Toyota Tire Pressure Monitor alerts the driver when tire pressure is critically low. For optimal tire wear and performance, tire pressure should be checked regularly with a gauge; do not rely solely on the monitor system. See your Owner's Manual for details.

[9] The engine immobilizer is a state-of-the-art anti-theft system. When you insert your key into the ignition switch, the key transmits an electronic code to the vehicle. The engine will only start if the code in the transponder chip inside the key matches the code in the vehicle's immobilizer. Because the transponder chip is embedded in the key, it can be costly to replace. If you lose a key, your Toyota dealer can help, or you can find a qualified independent locksmith to perform high security key services at www.aloa.org.

[10] 5.7L V8 Long Bed models only, not available with tow equipment.

[11] Not available on Long Bed models.

[12] The navigation system is designed to assist in locating an address or point of interest. Discrepancies may be encountered between the system and your actual location. Road system changes may affect the accuracy of the information provided. Rely on your common sense to decide whether to follow a specified route. Detailed coverage not available in every city or roadway. Periodic updates available at an additional cost. See your Navigation System Owner's Manual for further details.

[13] The backup camera does not provide a comprehensive view of the rear area of the vehicle. You should also look around outside your vehicle and use your mirrors to confirm rearward clearance. Cold weather will limit effectiveness and view may become cloudy.

[14] Requires Tow Package.

[15] Headphones are for passenger use only. Do not use while operating vehicle.

[16] Payload is the GVWR minus curb weight and includes weight of occupants, optional equipment and cargo, limited by weight distribution. Payload is not the Vehicle Capacity Weight as defined by FMVSS 110, which will vary according to installed optional equipment.

[17] When equipped with Sport Appearance Package, payload increases by 75 lbs.

[18] With Tow Package, payload decreases by 75 lbs.

[19] When equipped with Sport Appearance Package, standard towing capacity decreases to 7000 lbs.

[20] When equipped with Sport Appearance Package, standard towing capacity decreases to 8900 lbs.

[21] When equipped with Maximum Payload Package, standard towing capacity decreases to 8800 lbs.

[22] With Tow Package, towing capacity increases to 8100 lbs.

[23] When equipped with Sport Appearance Package, standard towing capacity decreases to 6700 lbs.

[24] With Tow Package, towing capacity increases to 10,000 lbs.

[25] When equipped with Maximum Payload Package, standard towing capacity decreases to 8600 lbs.

[26] With Tow Package, towing capacity increases to 8000 lbs.

[27] With Tow Package, towing capacity increases to 10,400 lbs.

[28] When equipped with Sport Appearance Package, standard towing capacity decreases to 8700 lbs.

[29] With Tow Package, towing capacity increases to 10,300 lbs.

[30] When equipped with Sport Appearance Package, standard towing capacity decreases to 8300 lbs.

[31] With Tow Package, towing capacity increases to 7800 lbs.

[32] When equipped with Sport Appearance Package, standard towing capacity decreases to 6400 lbs.

[33] With Tow Package, towing capacity increases to 7700 lbs.

[34] With Tow Package, towing capacity increases to 10,100 lbs.

[35] Flex Fuel Vehicles not available in every state. In states where available, all 4x4, 5.7L V8 models are FFV. Flex Fuel Vehicles use E85, gasoline or a combination of both. Estimated mileage will vary. Consult your dealer for nearest E85 filling stations.

[36] With Color-Keyed Bumper Package, Maximum Payload Package or without Tow Package, rear differential ratio is 3.909 on 4.7L models / 4.100 on 5.7L models.

[37] 2009 EPA mileage estimates. Actual mileage will vary.

Helpful Links

2009 **TUNDRA** 

BUYER TOOLS:

Find Local Specials

www.buyatoyota.com

Request a Quote

www.buyatoyota.com

Locate a Dealer

<http://www.toyota.com/dealers>

Competitive Comparison

<http://www.toyota.com/compare>

Toyota Financial Services

www.toyotafinancial.com

Payment Estimator

<http://www.toyotafinancial.com/estimator>

Apply for Credit

<http://www.toyotafinancial.com/apply>

Certified Used Vehicles

<http://www.toyota.com/tcuv>

Warranty Info.

www.toyotaownersonline.com/warranty

OWNER TOOLS:

Toyota Owner Resources

www.toyotaownersonline.com

Vehicle Reference Guides

<http://prg.toyotapartsandservice.com/>

Maintenance Guides

<http://smg.toyotapartsandservice.com/owners.php>

Toyota Service

<http://www.toyotaownersonline.com/service>

Car Care Tips

<http://www.toyotaownersonline.com/carcare>

Driver Tips

<http://www.toyotaownersonline.com/tips>

Genuine Toyota Parts

<http://www.toyotaownersonline.com/parts>

Do-It-Yourself Help

<http://www.toyotaownersonline.com/diy>

GENERAL INFORMATION:

Toyota News

<http://www.toyota.com/news>

Toyota Motorsports

<http://www.toyota.com/motorsports>

Toyota NASCAR Racing

<http://www.toyota.com/pitpass>

Toyota Community

<http://toyota.edmunds.com/community>

Toyota Events

<http://www.toyota.com/events>

Future Concept Vehicles

<http://www.toyota.com/future>

Community Care

<http://www.toyota.com/community>

QUESTIONS:

FAQs

<http://www.toyota.com/FAQ>

Contact Toyota

<http://www.toyota.com/contact>

2009 **TUNDRA** 



Take the high road. The low road. Any road.

Model Overview



	4x4 Double Cab w/5.7-Liter V8 FFV 6-Speed Auto	4x4 Double Cab SR5 w/5.7-Liter V8 FFV 6-Speed Auto	4x4 Double Cab Long Bed w/5.7-Liter V8 FFV 6-Speed Auto	4x4 Double Cab Tundra w/4.7-Liter V8 5-Speed Auto	4x4 Double Cab SR5 w/4.7-Liter V8 5-Speed Auto	4x4 Double Cab Tundra w/5.7-Liter V8 6-Speed Auto	4x4 Double Cab SR5 w/5.7-Liter V8 6-Speed Auto	4x4 Double Cab Long Bed w/4.7-Liter V8 5-Speed Auto	4x4 Double Cab Long Bed SR5 w/4.7-Liter V8 5-Speed Auto	4x4 Double Cab Long Bed w/5.7-Liter V8 6-Speed Auto	4x4 Double Cab Ltd w/5.7-Liter V8 6-Speed Auto	4x4 Double Cab Ltd w/5.7-Liter V8 FFV 6-Speed Auto
MSRP**	\$29,440	\$31,460	\$30,430	\$28,140	\$30,100	\$29,440	\$31,460	\$29,070	\$30,430	\$30,430	\$39,070	\$39,070
MPG City/Highway***	13/17	13/17	13/17	13/16	13/16	13/17	13/17	13/16	N/A	13/17	13/17	13/17
Seating	6	5	6	6	5	6	5	6	N/A	6	5	5

EXTERIOR COLORS*

Super White		Blue Streak Metallic		Salsa Red Pearl	
Slate Metallic		Nautical Blue Metallic			
Radiant Red		Pyrite Mica			
Desert Sand Mica		Silver Sky Metallic			
Timberland Mica		Black			

INTERIOR COLORS*

Graphite Fabric		Sand Beige Leather	
Black Fabric			
Sand Beige Fabric			
Graphite Leather			
Redrock Leather			

*This vehicle eBrochure is designed to identify vehicles commonly available in your area. If you would prefer to purchase a vehicle with no options or additional options, please contact your local dealer to check for current availability or the possibility of placing an order for such a vehicle.

**Manufacturer's Suggested Retail Price, excludes the Delivery, Processing and Handling Fee of \$720 for Cars and \$745 for Trucks, Vans and SUVs. (Historically, vehicle manufacturers and distributors have charged a separate fee for processing, handling and delivering vehicles to dealerships. Toyota's charge for these services is called the "Delivery, Processing and Handling Fee" and is based on the value of the processing, handling and delivery services Toyota provides as well as Toyota's overall pricing structure. Toyota may make a profit on the Delivery, Processing and Handling Fee.) Excludes taxes, license, title and available or regionally required equipment. The Delivery, Processing and Handling Fee in AL, AR, FL, GA, LA, MS, NC, OK, SC and TX will be higher. Actual dealer price will vary.

*** 2009 EPA-estimated mileage. Actual mileage will vary.

Standard Features and Options*



- not available
- S** standard
- O** optional
- P** part of package

	4x4 Double Cab w/5.7-Liter V8 FFV 6-Speed Auto	4x4 Double Cab SR5 w/5.7-Liter V8 FFV 6-Speed Auto	4x4 Double Cab Long Bed w/5.7-Liter V8 FFV 6-Speed Auto	4x4 Double Cab Tundra w/4.7-Liter V8 5-Speed Auto	4x4 Double Cab SR5 w/4.7-Liter V8 5-Speed Auto	4x4 Double Cab Tundra w/5.7-Liter V8 6-Speed Auto	4x4 Double Cab SR5 w/5.7-Liter V8 6-Speed Auto	4x4 Double Cab Long Bed w/4.7-Liter V8 5-Speed Auto	4x4 Double Cab Long Bed SR5 w/4.7-Liter V8 5-Speed Auto	4x4 Double Cab Long Bed w/5.7-Liter V8 6-Speed Auto	4x4 Double Cab Ltd w/5.7-Liter V8 6-Speed Auto	4x4 Double Cab Ltd w/5.7-Liter V8 FFV 6-Speed Auto
MSRP**	\$29,440	\$31,460	\$30,430	\$28,140	\$30,100	\$29,440	\$31,460	\$29,070	\$30,430	\$30,430	\$39,070	\$39,070
Model Number	8331	8332	8335	8339	8340	8341	8342	8343	8344	8345	8352	8354
EXTERIOR												
Automatic Limited-Slip Differential (Auto LSD)	S	S	S	S	S	S	S	S		S	S	S
Front bumper - chrome steel	S	S	S	S	S	S	S	S		S	-	-
Front bumper - color-keyed resin	S	P	S	S	P	S	P	S		S	S	S
Rear bumper - chrome steel	S	S	S	S	S	S	S	S		S	S	S
Grille surround - matte black	P	-	P	P	-	P	-	P		P	-	-
Grille surround - chrome	S	S	S	S	S	S	S	S		S	S	S
Grille - black	S	S	S	S	S	S	S	S		S	-	-
Grille - silver-matte finish	-	-	-	-	-	-	-	-		-	S	S
Front upper bumper cover - matte black	O	-	O	O	-	O	-	O		O	-	-
Front upper bumper - color-keyed	S	S	S	S	S	S	S	S		S	S	S
Door handles - black	S	S	S	S	S	S	S	S		S	-	-
Door handles - chrome	-	-	-	-	-	-	-	-		-	S	S
Tailgate - black handle	S	S	S	S	S	S	S	S		S	S	S
Outside mirrors - power, black	S	-	S	S	-	S	-	S		S	-	-
Outside mirrors - power, heated, black	P	S	P	P	S	P	S	P		P	-	-
Outside mirrors - power, retractable, heated, auto-dimming with turn signal, chrome	-	-	-	-	-	-	-	-		-	S	S

**Manufacturer's Suggested Retail Price, excludes the Delivery, Processing and Handling Fee of \$720 for Cars and \$745 for Trucks, Vans and SUVs. (Historically, vehicle manufacturers and distributors have charged a separate fee for processing, handling and delivering vehicles to dealerships. Toyota's charge for these services is called the "Delivery, Processing and Handling Fee" and is based on the value of the processing, handling and delivery services Toyota provides as well as Toyota's overall pricing structure. Toyota may make a profit on the Delivery, Processing and Handling Fee.) Excludes taxes, license, title and available or regionally required equipment. The Delivery, Processing and Handling Fee in AL, AR, FL, GA, LA, MS, NC, OK, SC and TX will be higher. Actual dealer price will vary.

*This vehicle eBrochure is designed to identify vehicles commonly available in your area. If you would prefer to purchase a vehicle with no options or additional options, please contact your local dealer to check for current availability or the possibility of placing an order for such a vehicle.

Standard Features and Options*



- not available
- S** standard
- O** optional
- P** part of package

	4x4 Double Cab w/5.7-Liter V8 FFV 6-Speed Auto	4x4 Double Cab SR5 w/5.7-Liter V8 FFV 6-Speed Auto	4x4 Double Cab Long Bed w/5.7-Liter V8 FFV 6-Speed Auto	4x4 Double Cab Tundra w/4.7-Liter V8 5-Speed Auto	4x4 Double Cab SR5 w/4.7-Liter V8 5-Speed Auto	4x4 Double Cab Tundra w/5.7-Liter V8 6-Speed Auto	4x4 Double Cab SR5 w/5.7-Liter V8 6-Speed Auto	4x4 Double Cab Long Bed w/4.7-Liter V8 5-Speed Auto	4x4 Double Cab Long Bed SR5 w/4.7-Liter V8 5-Speed Auto	4x4 Double Cab Long Bed w/5.7-Liter V8 6-Speed Auto	4x4 Double Cab Ltd w/5.7-Liter V8 6-Speed Auto	4x4 Double Cab Ltd w/5.7-Liter V8 FFV 6-Speed Auto
Tow mirrors [1] - manual-extend, power-adjustable, heated, with turn signals	O	O	O	-	-	O	O	-		O	O	O
Rear glass - fixed, High Solar Energy-Absorbing (HSEA)	S	-	S	S	-	S	-	S		S	-	-
Rear glass - sliding, privacy glass	O	S	O	O	S	O	S	O		O	S	S
Rear door - privacy glass	O	O	O	O	O	O	O	O		O	S	S
Mudguards	O P	S	O P	O P	S	O P	S	O P		O P	S	S
Fog lamps	O	O P	-	O	O P	O	O P	-		-	S	S
Easy Lower and Lift Tailgate	S	S	S	S	S	S	S	S		S	S	S
Deck Rail System with four adjustable tie-down cleats	-	O	-	-	O	-	O	-		-	S	S
Rail caps	S	S	S	S	S	S	S	S		S	S	S
Front tow hooks [1,2]	S	S	S	S	S	S	S	S		S	S	S
V8 Tow Package [1] - Heavy-duty tow hitch receiver, 7-pin connector, trailer brake controller prewire, supplemental transmission cooler, transmission fluid temperature gauge, 4.100 rear axle ratio	-	-	-	O	S	-	-	S		-	-	-
V8 Tow Package [1] - Heavy-duty tow hitch receiver, 7-pin connector, trailer brake controller prewire, supplemental transmission cooler, TOW/HAUL mode, transmission fluid temperature gauge, 4.300 rear axle ratio	O	S	S	-	-	O	S	-		S	S	S
INTERIOR												
Front 40/20/40 split-and-fold bench seat with 8-way adjustable driver and 4-way passenger seats	S	-	S	S	-	S	-	S		S	-	-
Bucket seats with passenger-side fold-flat	O	S	O	O	S	O	S	O		O	S	S
Driver-side power 10-way adjustable, passenger-side power 4-way adjustable seats	-	-	-	-	-	-	-	-		-	S	S

*This vehicle eBrochure is designed to identify vehicles commonly available in your area. If you would prefer to purchase a vehicle with no options or additional options, please contact your local dealer to check for current availability or the possibility of placing an order for such a vehicle.

Standard Features and Options*



- not available
- S** standard
- O** optional
- P** part of package

	4x4 Double Cab w/5.7-Liter V8 FFV 6-Speed Auto	4x4 Double Cab SR5 w/5.7-Liter V8 FFV 6-Speed Auto	4x4 Double Cab Long Bed w/5.7-Liter V8 FFV 6-Speed Auto	4x4 Double Cab Tundra w/4.7-Liter V8 5-Speed Auto	4x4 Double Cab SR5 w/4.7-Liter V8 5-Speed Auto	4x4 Double Cab Tundra w/5.7-Liter V8 6-Speed Auto	4x4 Double Cab SR5 w/5.7-Liter V8 6-Speed Auto	4x4 Double Cab Long Bed w/4.7-Liter V8 5-Speed Auto	4x4 Double Cab Long Bed SR5 w/4.7-Liter V8 5-Speed Auto	4x4 Double Cab Long Bed w/5.7-Liter V8 6-Speed Auto	4x4 Double Cab Ltd w/5.7-Liter V8 6-Speed Auto	4x4 Double Cab Ltd w/5.7-Liter V8 FFV 6-Speed Auto
Driver-side manual 8-way, passenger-side manual 4-way adjustable bucket seats	O	-	O	O	-	O	-	O		O	-	-
Driver-side power 8-way adjustable, passenger-side power 4-way adjustable bucket seats	-	S	-	-	S	-	S	-		-	-	-
Driver and passenger lumbar with power thigh support	-	-	-	-	-	-	-	-		-	S	S
Driver and front passenger seatback pocket	S	S	S	S	S	S	S	S		S	S	S
Headrests - all positions, 2-way adjustable	S	S	S	S	S	S	S	S		S	S	S
Armrest - rear	S	S	S	S	S	S	S	S		S	S	S
Fabric - SR5	S	S	S	S	S	S	S	S		S	-	-
Memory Package - Power driver seat memory, outside mirrors memory, power tilt/telescopic steering wheel with memory (not available with tow mirrors)	-	-	-	-	-	-	-	-		-	O	O
Leather-trimmed and heated bucket seats with 10-way power-adjustable driver and 4-way power-adjustable passenger seats	-	-	-	-	-	-	-	-		-	S	S
Tilt steering wheel with column shifter (bench seat)	S	-	S	S	-	S	-	S		S	-	-
Tilt/telescopic steering wheel with console shifter (bucket seats)	O	S	O	O	S	O	S	O		O	S	S
Center-console box	O	S	O	O	S	O	S	O		O	S	S
Windshield wipers - 2-speed	P	-	P	P	-	P	-	P		P	-	-
Windshield wipers - variable intermittent	S	S	S	S	S	S	S	S		S	S	S
Rearview mirror - manual	S	S	S	S	S	S	S	S		S	-	-
Auto-dimming rearview mirror with HomeLink® [3] universal transceiver, compass and maplamps	-	O	-	-	O	-	O	-		-	S	S
Sun visors - extenders, mirrors	S	S	S	S	S	S	S	S		S	-	-

*This vehicle eBrochure is designed to identify vehicles commonly available in your area. If you would prefer to purchase a vehicle with no options or additional options, please contact your local dealer to check for current availability or the possibility of placing an order for such a vehicle.

Standard Features and Options*



- not available
- S** standard
- O** optional
- P** part of package

	4x4 Double Cab w/5.7-Liter V8 FFV 6-Speed Auto	4x4 Double Cab SR5 w/5.7-Liter V8 FFV 6-Speed Auto	4x4 Double Cab Long Bed w/5.7-Liter V8 FFV 6-Speed Auto	4x4 Double Cab Tundra w/4.7-Liter V8 5-Speed Auto	4x4 Double Cab SR5 w/4.7-Liter V8 5-Speed Auto	4x4 Double Cab Tundra w/5.7-Liter V8 6-Speed Auto	4x4 Double Cab SR5 w/5.7-Liter V8 6-Speed Auto	4x4 Double Cab Long Bed w/4.7-Liter V8 5-Speed Auto	4x4 Double Cab Long Bed SR5 w/4.7-Liter V8 5-Speed Auto	4x4 Double Cab Long Bed w/5.7-Liter V8 6-Speed Auto	4x4 Double Cab Ltd w/5.7-Liter V8 6-Speed Auto	4x4 Double Cab Ltd w/5.7-Liter V8 FFV 6-Speed Auto
Sun visors - double, extenders, illuminated mirrors	-	-	-	-	-	-	-	-	-	-	S	S
Flooring - carpet	S	S	S	S	S	S	S	S	S	S	S	S
Cup holders - four front and two rear	S	S	S	S	S	S	S	S	S	S	S	S
Overhead console	O	S	O	O	S	O	S	O		O	S	S
Power points - two front	S	S	S	S	S	S	S	S		S	S	S
Rear power point	S	S	S	S	S	S	S	S		S	S	S
Optitron gauges	-	-	-	-	-	-	-	-		-	S	S
Speedometer, tripmeter, digital clock	S	S	S	S	S	S	S	S		S	S	S
Tachometer	S	S	S	S	S	S	S	S		S	S	S
Outside temperature gauge	S	S	S	S	S	S	S	S		S	S	S
Trip computer (average/current fuel economy, range, average speed, timer)	-	S	-	-	S	-	S	-		-	-	-
Multi-information display with feature customization (average/current fuel economy, range, average speed, remote keyless entry, power door locks, headlamp and illuminated-entry timer)	-	-	-	-	-	-	-	-		-	S	S
AM/FM CD with auxiliary audio jack and six speakers	S	-	S	S	-	S	-	S		S	-	-
AM/FM 6-disc in-dash CD changer with auxiliary audio jack and six speakers	O	S	O	O	S	O	S	O		O	-	-
JBL® Double Cab AM/FM 6-disc in-dash CD changer with auxiliary audio jack, 10 speakers including subwoofer, 440W amplifier, Bluetooth® [4] wireless technology and steering wheel audio controls	-	O	-	-	O	-	O	-		-	S	S
Driver and passenger dual zone climate control with sync mode	S	S	S	S	S	S	S	S		S	-	-

*This vehicle eBrochure is designed to identify vehicles commonly available in your area. If you would prefer to purchase a vehicle with no options or additional options, please contact your local dealer to check for current availability or the possibility of placing an order for such a vehicle.

Standard Features and Options*



- not available
- S** standard
- O** optional
- P** part of package

	4x4 Double Cab w/5.7-Liter V8 FFV 6-Speed Auto	4x4 Double Cab SR5 w/5.7-Liter V8 FFV 6-Speed Auto	4x4 Double Cab Long Bed w/5.7-Liter V8 FFV 6-Speed Auto	4x4 Double Cab Tundra w/4.7-Liter V8 5-Speed Auto	4x4 Double Cab SR5 w/4.7-Liter V8 5-Speed Auto	4x4 Double Cab Tundra w/5.7-Liter V8 6-Speed Auto	4x4 Double Cab SR5 w/5.7-Liter V8 6-Speed Auto	4x4 Double Cab Long Bed w/4.7-Liter V8 5-Speed Auto	4x4 Double Cab Long Bed SR5 w/4.7-Liter V8 5-Speed Auto	4x4 Double Cab Long Bed w/5.7-Liter V8 6-Speed Auto	4x4 Double Cab Ltd w/5.7-Liter V8 6-Speed Auto	4x4 Double Cab Ltd w/5.7-Liter V8 FFV 6-Speed Auto
Driver and passenger automatic dual zone climate control with sync mode	-	-	-	-	-	-	-	-	-	-	S	S
Second-row cooling/heating air ducts	S	S	S	S	S	S	S	S		S	S	S
Power windows, door locks and remote keyless entry system	S	S	S	S	S	S	S	S		S	S	S
Illuminated entry system	S	S	S	S	S	S	S	S		S	S	S
Cruise control	S	S	S	S	S	S	S	S		S	S	S
Front and rear maplamp	S	S	S	S	S	S	S	S		S	S	S
Glove box/ashtray illumination	S	S	S	S	S	S	S	S		S	S	S
Ashtray and cigarette lighter	S	S	S	S	S	S	S	S		S	S	S
SAFETY												
Star Safety System™ - Vehicle Stability Control (VSC) [5] + Traction Control (TRAC), 4-wheel disc Anti-lock Brake System (ABS) with Electronic Brake-force Distribution (EBD) and Brake Assist [6]	S	S	S	S	S	S	S	S		S	S	S
3-point seatbelts in all seating positions	S	S	S	S	S	S	S	S		S	S	S
Emergency Locking Retractor (ELR) on driver's seatbelt, Automatic/Emergency Locking Retractors (ALR/ELR) on all passenger seatbelts	S	S	S	S	S	S	S	S		S	S	S
Driver and front passenger seatbelt pretensioners with force limiters	S	S	S	S	S	S	S	S		S	S	S
Driver and front outboard passenger airbags with Advanced Airbag System [7]	S	S	S	S	S	S	S	S		S	S	S
Driver and front outboard passenger seat-mounted side airbags and front and rear roll-sensing side curtain airbags (RSCA) [7]	S	S	S	S	S	S	S	S		S	S	S
Child-protector rear door locks	S	S	S	S	S	S	S	S		S	S	S

*This vehicle eBrochure is designed to identify vehicles commonly available in your area. If you would prefer to purchase a vehicle with no options or additional options, please contact your local dealer to check for current availability or the possibility of placing an order for such a vehicle.

Standard Features and Options*



- not available
- S** standard
- O** optional
- P** part of package

	4x4 Double Cab w/5.7-Liter V8 FFV 6-Speed Auto	4x4 Double Cab SR5 w/5.7-Liter V8 FFV 6-Speed Auto	4x4 Double Cab Long Bed w/5.7-Liter V8 FFV 6-Speed Auto	4x4 Double Cab Tundra w/4.7-Liter V8 5-Speed Auto	4x4 Double Cab SR5 w/4.7-Liter V8 5-Speed Auto	4x4 Double Cab Tundra w/5.7-Liter V8 6-Speed Auto	4x4 Double Cab SR5 w/5.7-Liter V8 6-Speed Auto	4x4 Double Cab Long Bed w/4.7-Liter V8 5-Speed Auto	4x4 Double Cab Long Bed SR5 w/4.7-Liter V8 5-Speed Auto	4x4 Double Cab Long Bed w/5.7-Liter V8 6-Speed Auto	4x4 Double Cab Ltd w/5.7-Liter V8 6-Speed Auto	4x4 Double Cab Ltd w/5.7-Liter V8 FFV 6-Speed Auto	
Child Restraint System (CRS) top tether anchors for all rear seating positions, LATCH anchors for rear outboard seating positions	S	S	S	S	S	S	S	S	S		S	S	S
Tire Pressure Monitor System [8]	S	S	S	S	S	S	S	S	S		S	S	S
Anti-theft alarm system	O	O	O	O	O	O	O	O	O		O	S	S
Engine immobilizer [9]	S	S	S	S	S	S	S	S	S		S	S	S

*This vehicle eBrochure is designed to identify vehicles commonly available in your area. If you would prefer to purchase a vehicle with no options or additional options, please contact your local dealer to check for current availability or the possibility of placing an order for such a vehicle.

Options*



4x4 Double Cab Options

18-in. styled steel wheels with P255/70R18 tires

18-in. alloy wheels with P275/65R18 tires

20-in. alloy wheels with P275/55R20 tires

AM/FM 6-disc in-dash CD changer, auxiliary audio jack and six speakers

JBL® AM/FM 6-disc in-dash CD changer with auxiliary audio jack, 10 speakers including subwoofer, 440W amplifier, Bluetooth® [4] wireless technology and steering wheel audio controls

DVD navigation system [12] with backup camera [13], JBL® AM/FM 4-disc in-dash CD changer, auxiliary audio jack, 10 speakers including subwoofer, 440W amplifier, Bluetooth® [4] wireless technology and steering wheel audio controls

Front and rear clearance sonar

Auto-dimming rearview mirror with HomeLink® [3] universal transceiver, compass and maplamps

Daytime Running Lights (DRL)

Anti-theft alarm system

Cloth bucket seats - 4-way adjustable driver- and passenger-side, with adjustable headrests

Tow mirrors [1,14] - manual-extend, power-adjustable, heated, with turn signals (5.7L models only)

Mudguards, front and rear—black

Sliding rear window with privacy glass

Running boards - black

Deck rail system with four adjustable tie-down cleats

Rear under-seat storage box (not available with JBL® audio)

4x4 Double Cab Packages

Cold Weather Package

- Heavy-duty battery
- Heavy-duty starter
- Windshield wiper de-icer with timer
- Mud guards
- Power, heated, black outside mirrors

Color-Keyed Bumper Package

- Color-keyed front and rear bumpers
- Color-keyed grille surround
- Fog lamps
- Sliding rear window with privacy glass

TRD Off-Road Package [10]

- Off-road-tuned suspension
- Unique 18-in. alloy wheels with P275/65R18 BFGoodrich® tires
- Front tow hooks
- TRD Off-Road Package graphics
- Sliding rear window with privacy glass
- Fog lamps

Memory Package

- Power driver's seat memory
- Outside mirrors memory
- Power tilt/telescopic steering wheel with memory (not available with tow mirrors)

Standard Package

- Black grille surround (replaces chrome grille surround)
- Manual outside mirror (replaces power outside mirror)
- 2-speed wiper (replaces variable intermittent wiper)
- Deletes cruise control, remote keyless entry, glove box, door courtesy and overhead map lamps

TRD Rock Warrior Package

- Color-keyed front bumper and grille surround
- Matte black rear bumper
- Fog lamps
- Sliding rear window with privacy glass
- Black cloth interior with manual bucket seats
- Accessory shift knob and pedal covers
- Bilstein® shocks
- TRD 17-in. forged alloy wheels with BF Goodrich® All-Terrain T/A tires
- TRD Rock Warrior bedside decals

Specifications



	4x4 Double Cab w/5.7-Liter V8 FFV 6-Speed Auto	4x4 Double Cab SR5 w/5.7-Liter V8 FFV 6-Speed Auto	4x4 Double Cab Long Bed w/5.7-Liter V8 FFV 6-Speed Auto	4x4 Double Cab Tundra w/4.7-Liter V8 5-Speed Auto	4x4 Double Cab SR5 w/4.7-Liter V8 5-Speed Auto	4x4 Double Cab Tundra w/5.7-Liter V8 6-Speed Auto	4x4 Double Cab SR5 w/5.7-Liter V8 6-Speed Auto	4x4 Double Cab Long Bed w/4.7-Liter V8 5-Speed Auto	4x4 Double Cab Long Bed SR5 w/4.7-Liter V8 5-Speed Auto	4x4 Double Cab Long Bed w/5.7-Liter V8 6-Speed Auto	4x4 Double Cab Ltd w/5.7-Liter V8 6-Speed Auto	4x4 Double Cab Ltd w/5.7-Liter V8 FFV 6-Speed Auto	
MSRP**	\$29,440	\$31,460	\$30,430	\$28,140	\$30,100	\$29,440	\$31,460	\$29,070	\$30,430	\$30,430	\$39,070	\$39,070	
Model Number	8331	8332	8335	8339	8340	8341	8342	8343	8344	8345	8352	8354	
MECHANICAL/PERFORMANCE													
4.7L DOHC 32V i-FORCE V8 with Variable Valve Timing with Intelligence (VVT-i), Horsepower: 276 hp @ 5400 rpm; Torque: 313 lb.-ft. @ 3400 rpm, cast-iron block with aluminum heads, Acoustically Controlled Induction System (ACIS) - dual stage intake manifold, Compression ratio: 10.0:1, Emissions: ULEV II	NA		Standard		NA		Standard		NA				
5.7L DOHC 32V i-FORCE V8 with Dual Independent Variable Valve Timing with Intelligence (VVT-i), Ethanol technology [35], Horsepower: 381 hp @ 5600 rpm; Torque: 401 lb.-ft. @ 3600 rpm; Aluminum block with aluminum heads, Acoustically Controlled Induction System (ACIS) - dual stage intake manifold, Compression ratio: 10.2:1, Emissions: ULEV II, E85 Flex Fuel	Standard			NA									Standard
5.7L DOHC 32V i-FORCE V8 with Dual Independent Variable Valve Timing with Intelligence (VVT-i), Horsepower: 381 hp @ 5600 rpm; Torque: 401 lb.-ft. @ 3600 rpm; Aluminum block with aluminum heads, Acoustically Controlled Induction System (ACIS) - dual stage intake manifold, Compression ratio: 10.2:1, Emissions: ULEV II	NA				Standard		NA		Standard		NA		

**Manufacturer's Suggested Retail Price, excludes the Delivery, Processing and Handling Fee of \$720 for Cars and \$745 for Trucks, Vans and SUVs. (Historically, vehicle manufacturers and distributors have charged a separate fee for processing, handling and delivering vehicles to dealerships. Toyota's charge for these services is called the "Delivery, Processing and Handling Fee" and is based on the value of the processing, handling and delivery services Toyota provides as well as Toyota's overall pricing structure. Toyota may make a profit on the Delivery, Processing and Handling Fee.) Excludes taxes, license, title and available or regionally required equipment. The Delivery, Processing and Handling Fee in AL, AR, FL, GA, LA, MS, NC, OK, SC and TX will be higher. Actual dealer price will vary.

Specifications



	4x4 Double Cab w/5.7-Liter V8 FFV 6-Speed Auto	4x4 Double Cab SR5 w/5.7-Liter V8 FFV 6-Speed Auto	4x4 Double Cab Long Bed w/5.7-Liter V8 FFV 6-Speed Auto	4x4 Double Cab Tundra w/4.7-Liter V8 5-Speed Auto	4x4 Double Cab SR5 w/4.7-Liter V8 5-Speed Auto	4x4 Double Cab Tundra w/5.7-Liter V8 6-Speed Auto	4x4 Double Cab SR5 w/5.7-Liter V8 6-Speed Auto	4x4 Double Cab Long Bed w/4.7-Liter V8 5-Speed Auto	4x4 Double Cab Long Bed SR5 w/4.7-Liter V8 5-Speed Auto	4x4 Double Cab Long Bed w/5.7-Liter V8 6-Speed Auto	4x4 Double Cab Ltd w/5.7-Liter V8 6-Speed Auto	4x4 Double Cab Ltd w/5.7-Liter V8 FFV 6-Speed Auto
Drivetrain	6-speed electronically controlled transmission with intelligence (ECT-i), sequential shift mode and uphill/downhill shift logic, TOW/HAUL mode			5-speed electronically controlled transmission with intelligence (ECT-i), sequential shift mode and uphill/downhill shift logic		6-speed electronically controlled transmission with intelligence (ECT-i), sequential shift mode and uphill/downhill shift logic, TOW/HAUL mode		5-speed electronically controlled transmission with intelligence (ECT-i), sequential shift mode and uphill/downhill shift logic	NA	6-speed electronically controlled transmission with intelligence (ECT-i), sequential shift mode and uphill/downhill shift logic, TOW/HAUL mode		
4WD Demand system with electronically controlled 2-speed transfer case	Standard							NA		Standard		
Suspension	Front independent coil-spring double-wishbone with stabilizer bar and low-pressure nitrogen gas shocks; rear live axle with trapezoidal multi-leaf rear suspension and staggered low-pressure nitrogen gas shocks							NA		Front independent coil-spring double-wishbone with stabilizer bar and low-pressure nitrogen gas shocks; rear live axle with trapezoidal multi-leaf rear suspension and staggered low-pressure nitrogen gas shocks		
Power-assisted four-wheel Anti-lock Brake System (ABS) with Electronic Brake-force Distribution (EBD), Brake Assist [6], Vehicle Stability Control (VSC) [5] + Traction Control (TRAC) and Automatic Limited-Slip Differential (Auto LSD); Active Traction Control (A-TRAC)	Standard											
BRAKES												

Specifications



	4x4 Double Cab w/5.7-Liter V8 FFV 6-Speed Auto	4x4 Double Cab SR5 w/5.7-Liter V8 FFV 6-Speed Auto	4x4 Double Cab Long Bed w/5.7-Liter V8 FFV 6-Speed Auto	4x4 Double Cab Tundra w/4.7-Liter V8 5-Speed Auto	4x4 Double Cab SR5 w/4.7-Liter V8 5-Speed Auto	4x4 Double Cab Tundra w/5.7-Liter V8 6-Speed Auto	4x4 Double Cab SR5 w/5.7-Liter V8 6-Speed Auto	4x4 Double Cab Long Bed w/4.7-Liter V8 5-Speed Auto	4x4 Double Cab Long Bed SR5 w/4.7-Liter V8 5-Speed Auto	4x4 Double Cab Long Bed w/5.7-Liter V8 6-Speed Auto	4x4 Double Cab Ltd w/5.7-Liter V8 6-Speed Auto	4x4 Double Cab Ltd w/5.7-Liter V8 FFV 6-Speed Auto
Power-assisted four-wheel Anti-lock Brake System (ABS) with Electronic Brake-force Distribution (EBD), Brake Assist [6], Vehicle Stability Control (VSC) [5] + Traction Control (TRAC) and Automatic Limited-Slip Differential (Auto LSD); Active Traction Control (A-TRAC)	Standard											
Front:	Ventilated disc							NA	Ventilated disc			
Front diameter:	13.9 in.							NA	13.9 in.			
Rear:	Ventilated disc							NA	Ventilated disc			
Rear diameter:	13.6 in.							NA	13.6 in.			
Parking brake:	Pedal type							NA	Pedal type			
Rack-and-pinion hydraulic power steering	Standard											
STEERING												
Ratio	18.0							NA	18.0			
Turns, lock-to-lock	3.71							NA	3.71			
Turning circle (ft.), curb-to-curb	44.0	49.0	44.0				49.0	NA	49.0	44.0		
Transfer case, high/low:	1.000/2.618							NA	1.000/2.618			
Rear differential ratio/size	4.300 [36]/ 10.5"		4.100 [36]/ 9.5"		4.300 [36]/ 10.5"		4.100 [36]/ 9.5"	NA	4.300 [36]/ 10.5"			
EXTERIOR DIMENSIONS (IN.)												
Overall height	76.2							NA	76.2			
Overall width	79.9							NA	79.9			
Overall length	228.7	246.7	228.7				246.7	NA	246.7	228.7		
Wheelbase	145.7	164.6	145.7				164.6	NA	164.6	145.7		
Inside bed length	78.7	97.6	78.7				97.6	NA	97.6	78.7		

Specifications



	4x4 Double Cab w/5.7-Liter V8 FFV 6-Speed Auto	4x4 Double Cab SR5 w/5.7-Liter V8 FFV 6-Speed Auto	4x4 Double Cab Long Bed w/5.7-Liter V8 FFV 6-Speed Auto	4x4 Double Cab Tundra w/4.7-Liter V8 5-Speed Auto	4x4 Double Cab SR5 w/4.7-Liter V8 5-Speed Auto	4x4 Double Cab Tundra w/5.7-Liter V8 6-Speed Auto	4x4 Double Cab SR5 w/5.7-Liter V8 6-Speed Auto	4x4 Double Cab Long Bed w/4.7-Liter V8 5-Speed Auto	4x4 Double Cab Long Bed SR5 w/4.7-Liter V8 5-Speed Auto	4x4 Double Cab Long Bed w/5.7-Liter V8 6-Speed Auto	4x4 Double Cab Ltd w/5.7-Liter V8 6-Speed Auto	4x4 Double Cab Ltd w/5.7-Liter V8 FFV 6-Speed Auto
Inside bed depth	22.2							NA	22.2			
Inside bed width at tailgate	66.4							NA	66.4			
Inside bed width between wheelwells	50.0							NA	50.0			
Front track	67.9							NA	67.9			
Rear track	67.9							NA	67.9			
Ground clearance	10.4							NA	10.4			
Maximum load height	34.3							NA	34.3			
INTERIOR DIMENSIONS (IN.)												
Head room (front)	40.2							NA	40.2			
Head room (rear)	38.7							NA	38.7			
Hip room (front)	63.0							NA	63.0			
Hip room (rear)	62.6							NA	62.6			
Leg room (front)	42.5							NA	42.5			
Leg room (rear)	34.7							NA	34.7			
Shoulder room (front)	66.6							NA	66.6			
Shoulder room (rear)	65.7							NA	65.7			
Maximum seating capacity	6	5	6		5	6	5	6	NA	6	5	
Angle of approach/departure	29/25		29/20	29/25				29/20	NA	29/20	29/25	
WEIGHTS AND CAPACITIES												
Curb weight (lbs.)	5445	5520	5645	5390	5465	5445	5520	5585	NA	5645	5540	
Gross Vehicle Weight Rating (GVWR) (lbs.)	7100		7200	6900			7100		7000	NA	7200	7100
Maximum Payload [16] (lbs.)	1655 [18]	1580 [17]	1555	1510[18]	1435 [17]	1655 [18]	1580 [17]	1415	NA	1555	1560	

Specifications



	4x4 Double Cab w/5.7-Liter V8 FFV 6-Speed Auto	4x4 Double Cab SR5 w/5.7-Liter V8 FFV 6-Speed Auto	4x4 Double Cab Long Bed w/5.7-Liter V8 FFV 6-Speed Auto	4x4 Double Cab Tundra w/4.7-Liter V8 5-Speed Auto	4x4 Double Cab SR5 w/4.7-Liter V8 5-Speed Auto	4x4 Double Cab Tundra w/5.7-Liter V8 6-Speed Auto	4x4 Double Cab SR5 w/5.7-Liter V8 6-Speed Auto	4x4 Double Cab Long Bed w/4.7-Liter V8 5-Speed Auto	4x4 Double Cab Long Bed SR5 w/4.7-Liter V8 5-Speed Auto	4x4 Double Cab Long Bed w/5.7-Liter V8 6-Speed Auto	4x4 Double Cab Ltd w/5.7-Liter V8 6-Speed Auto	4x4 Double Cab Ltd w/5.7-Liter V8 FFV 6-Speed Auto	
Towing capacity [1] (lbs.)	8300 [29]	10,300 [30]	10,200	6400 [31]	7800 [32]	8300 [29]	10,300 [30]	7700	NA	10,200	10,300		
Fuel tank (gal.)	26.4								NA	26.4			
TIRES													
18-in. steel wheels with P255/70R18 tires	Standard	NA	Standard	NA	Standard	NA	Standard	NA	Standard	NA	NA		
18-in. styled steel wheels with P255/70R18 tires	Available	Standard	Available	Standard	Available	Standard	Available	NA	Available	NA			
18-in. alloy wheels with P275/65R18 tires	Available								NA	Available	Standard		
20-in. alloy wheels with P275/55R20 tires	NA										Available		
Spare	18-in. with P255/70R18 tire								NA	18-in. with P255/70R18 tire			
MPG													
Mileage estimates (mpg city/highway) [37]	13/17			13/16		13/17		13/16	NA	13/17			

Accessories



EXTERIOR ACCESSORIES



Ball Mounts
\$65.00 Parts Only MSRP**



Bed Rug
\$419.00 Parts Only MSRP**



Bedliner w/Deck Rails
Short/Regular Bed \$365.00
Long Bed \$395.00
Installed MSRP*



Deck Rail Systems w/4 Tie Down Cleats
Short/Regular Bed \$210.00
Long Bed \$220.00
Installed MSRP*



Hood Protector
\$165.00 Installed MSRP*



Bed Extender
\$320.00 Installed MSRP*



Bed Step
\$300.00 Installed MSRP*



Cargo Divider
\$345.00 Installed MSRP*



Exhaust Tip
\$75.00 Installed MSRP*



Locking Bike Fork Attachment
\$95.00 Installed MSRP*



Bed Mat
Short/Regular Bed \$127.00
Long Bed \$137.00
Installed MSRP*



Bedliner w/o Deck Rails
Short/Regular Bed \$345.00
Long Bed \$375.00
Installed MSRP*



Cargo Net Exterior
\$49.00 Installed MSRP*



Front Skid Plate
\$425.00 Installed MSRP*



Machine Star 5 Spoke 20" Alloy Wheel
\$1,695.00 Installed MSRP*

* Installed MSRP is the Manufacturer's Suggested Retail Price for accessories installed by the manufacturer. Actual prices for dealer installed accessories may vary. Please see your local Toyota dealer for pricing. Prices and product availability are subject to change without notice.

** Installation not included. See your local Toyota dealer for installed pricing. Prices and product availability are subject to change without notice.

Accessories

EXTERIOR ACCESSORIES



Mini Tie Down w/Hook
(set of two)
\$45.00 Installed MSRP*



Tonneau Cover
Short Bed \$1545.00
Standard Bed \$1575.00
Installed MSRP*



Tube Steps
Chrome \$534.00
Installed MSRP*



Spare Tire Lock
\$73.00 Installed MSRP*



Tow Hitch
w/Wire Harness \$920.00
w/o Wire Harness \$520.00
Installed MSRP*



Wheel Locks
\$81.00 Installed MSRP*



Stepboards Brushed
Stainless Steel
Regular Cab \$475.00
Double Cab \$624.00
CrewMax \$624.00
Installed MSRP*



Tube Steps
Black \$490.00
Installed MSRP*

These exterior accessories
are also available:
• License Plate Frame
Bracket

INTERIOR ACCESSORIES



All Weather Floor Mats and
Door Sill Protector
Regular Cab \$94.00
Double Cab \$162.00
Crew Max \$165.00
Installed MSRP*



Auto Dimming Mirror
\$280.00 Installed MSRP*



All Weather Mats
Regular Cab \$55.00
Double/Crew Cab \$99.00
Installed MSRP*



Back-Up Camera w/Monitor
\$695.00 Installed MSRP*



Anodized Aluminum
Shift Knob
\$85.00 Installed MSRP*



Carpet Floor Mats
w/Door Sill Protector
Regular Cab \$111.00
Double Cab \$178.00
Crew Cab \$181.00
Installed MSRP*

Accessories

INTERIOR ACCESSORIES



Emergency Assistance Kit
\$70.00 Installed MSRP*



Molded Simulated Burlwood Dash Applique by Superior Dash
Regular Cab \$340.00
Double/CrewMax \$350.00
Installed MSRP*



First Aid Kit
\$29.00 Installed MSRP*



Remote Engine Start
\$529.00 Installed MSRP*



Interface Kit for iPod®
\$299.00 Installed MSRP*



Seat Back Cargo Net
\$64.00 Installed MSRP*



Sirius Satellite Radio
\$449.00 Installed MSRP*



Sport Pedal Stainless Steel Automatic
\$85.00 Installed MSRP*



Underseat Storage
\$125.00 Installed MSRP*

PERFORMANCE PRODUCTS



VIP Security Systems
RS3200 Plus
\$299.00 Installed MSRP*
Glass Breakage Sensor
\$165.00 Installed MSRP*



Wireless Headphones
\$41.00 Parts Only MSRP**



XM Satellite Radio
\$449.00 Installed MSRP*



TRD 17" x 8" 6 Split Spoke Forged Off Road Wheel with beadlock styling
\$3,199.00 Installed MSRP*



TRD 22" X9" 5-Spoke Polished Forged Aluminum Alloy Wheel
\$4,699.00 Installed MSRP*



TRD Cat-Back Exhaust System
\$1,065.00 Installed MSRP*

* Installed MSRP is the Manufacturer's Suggested Retail Price for accessories installed by the manufacturer. Actual prices for dealer installed accessories may vary. Please see your local Toyota dealer for pricing. Prices and product availability are subject to change without notice.
** Installation not included. See your local Toyota dealer for installed pricing. Prices and product availability are subject to change without notice.

Accessories

2009 **TUNDRA** 

PERFORMANCE PRODUCTS



TRD Forged Oil Cap
\$45.00 Parts Only MSRP**



TRD Performance Air Intake
\$475.00 Parts Only MSRP**



TRD High Performance Brake Kit
\$2,895.00 Installed MSRP*



TRD Rear Sway Bar
\$299.00 Installed MSRP*



TRD Performance Air Filter
\$90.00 Installed MSRP*

These exterior accessories are also available:

- TRD Performance Handling Kit

* Installed MSRP is the Manufacturer's Suggested Retail Price for accessories installed by the manufacturer. Actual prices for dealer installed accessories may vary. Please see your local Toyota dealer for pricing. Prices and product availability are subject to change without notice.

** Installation not included. See your local Toyota dealer for installed pricing. Prices and product availability are subject to change without notice.

WARRANTIES

Every Toyota Car, Truck and SUV is built to exceptional standards. And that's not idle boasting. We back it up with these Limited Warranty Coverages:

Basic: 36 months/36,000 miles (all components other than normal wear and maintenance items).

Powertrain: 60 months/60,000 miles (engine, transmission/transaxle, front-wheel drive, rear-wheel drive, seatbelts and airbags).

Rust-Through: 60 months/unlimited miles (corrosion perforation of sheet metal).

Emissions: Coverages vary under Federal and California regulations. Refer to applicable Owner's Warranty Information booklet for details.

Accessories: For accessories purchased at time of the new vehicle purchase, the Toyota Accessory Warranty coverage is in effect for 36 months or 36,000 miles (whichever comes first) from the vehicle's in-service date, which is the same coverage as the Basic coverage of the Toyota New Vehicle Limited Warranty.

For dealer-installed accessories purchased after the new vehicle purchase, the coverage is 12 months or 12,000 miles (whichever comes first) from the date the accessory was installed on the vehicle, or the remainder of the above 36 months or 36,000 miles Basic coverage from the vehicle's in-service date, whichever provides greater coverage, with the exception of car covers. Car covers are warranted for 12 months from the date of purchase and do not assume any coverage under the Toyota New Vehicle Limited Warranty.

For customer (non-dealer)-installed accessories purchased after the new vehicle purchase, the coverage is 12 months or 12,000 miles (whichever comes first), from the purchase date of the accessory.

You may be eligible for transportation assistance if it's necessary that your vehicle be kept overnight for repairs covered under warranty. Please see your authorized Toyota dealership for further details.

For complete details about Toyota's warranties, please refer to the applicable Owner's Warranty Information booklet or see your Toyota dealer.

DISCLAIMERS

All information in this eBrochure is based on data available at time of posting, is subject to change without notice and pertains specifically to continental U.S.A. vehicles only.

[1] Before towing, confirm your vehicle and trailer are compatible, hooked up properly and that you have any necessary additional equipment. Do not exceed any Weight Ratings and follow all instructions in your Owner's Manual. The maximum you can tow depends on the total weight of any cargo, occupants and available equipment.

[2] Also available on 4x2 with TRD Off-Road Package.

[3] HomeLink® is a registered trademark of Johnson Controls, Inc.

[4] The phones on this site have been tested for Bluetooth® compatibility with Toyota vehicles. Performance will vary based on phone software version, coverage, and your wireless carrier. Phones are warranted by their manufacturer, not Toyota.

[5] Vehicle Stability Control (VSC) is an electronic system designed to help the driver maintain vehicle control under adverse conditions. It is not a substitute for safe driving practices. Factors including speed, road conditions and driver steering input can all affect whether VSC will be effective in preventing a loss of control. Please see your Owner's Manual for further details.

[6] Brake Assist is designed to help the driver take full advantage of the benefits of ABS. It is not a substitute for safe driving practices. Braking effectiveness also depends on proper brake-system maintenance and tire and road conditions.

[7] All the airbag (AB) systems are Supplemental Restraint Systems. All ABs (if installed) are designed to inflate only under certain conditions and in certain types of severe collisions: frontal and knee ABs typically inflate in frontal collisions; side and side curtain ABs in side collisions; Roll-Sensing Curtain ABs at a severe tilt degree, roll or lateral G-force. In all other accidents, the ABs will not inflate. To decrease the risk of injury from an inflating AB, always wear seatbelts, sit upright in the middle of the seat as far back as possible and do not lean against the door. Do not put objects in front of an AB or around the seatback. Do not use a rearward-facing child seat in any front passenger seat. The force of an inflating AB may cause serious injury or death. See your Owner's Manual for further information/warnings.

[8] The Toyota Tire Pressure Monitor alerts the driver when tire pressure is critically low. For optimal tire wear and performance, tire pressure should be checked regularly with a gauge; do not rely solely on the monitor system. See your Owner's Manual for details.

[9] The engine immobilizer is a state-of-the-art anti-theft system. When you insert your key into the ignition switch, the key transmits an electronic code to the vehicle. The engine will only start if the code in the transponder chip inside the key matches the code in the vehicle's immobilizer. Because the transponder chip is embedded in the key, it can be costly to replace. If you lose a key, your Toyota dealer can help, or you can find a qualified independent locksmith to perform high security key services at www.aloa.org.

[10] 5.7L V8 Long Bed models only, not available with tow equipment.

[11] Not available on Long Bed models.

[12] The navigation system is designed to assist in locating an address or point of interest. Discrepancies may be encountered between the system and your actual location. Road system changes may affect the accuracy of the information provided. Rely on your common sense to decide whether to follow a specified route. Detailed coverage not available in every city or roadway. Periodic updates available at an additional cost. See your Navigation System Owner's Manual for further details.

[13] The backup camera does not provide a comprehensive view of the rear area of the vehicle. You should also look around outside your vehicle and use your mirrors to confirm rearward clearance. Cold weather will limit effectiveness and view may become cloudy.

[14] Requires Tow Package.

[15] Headphones are for passenger use only. Do not use while operating vehicle.

[16] Payload is the GVWR minus curb weight and includes weight of occupants, optional equipment and cargo, limited by weight distribution. Payload is not the Vehicle Capacity Weight as defined by FMVSS 110, which will vary according to installed optional equipment.

[17] When equipped with Sport Appearance Package, payload increases by 75 lbs.

[18] With Tow Package, payload decreases by 75 lbs.

[19] When equipped with Sport Appearance Package, standard towing capacity decreases to 7000 lbs.

[20] When equipped with Sport Appearance Package, standard towing capacity decreases to 8900 lbs.

[21] When equipped with Maximum Payload Package, standard towing capacity decreases to 8800 lbs.

[22] With Tow Package, towing capacity increases to 8100 lbs.

[23] When equipped with Sport Appearance Package, standard towing capacity decreases to 6700 lbs.

[24] With Tow Package, towing capacity increases to 10,000 lbs.

[25] When equipped with Maximum Payload Package, standard towing capacity decreases to 8600 lbs.

[26] With Tow Package, towing capacity increases to 8000 lbs.

[27] With Tow Package, towing capacity increases to 10,400 lbs.

[28] When equipped with Sport Appearance Package, standard towing capacity decreases to 8700 lbs.

[29] With Tow Package, towing capacity increases to 10,300 lbs.

[30] When equipped with Sport Appearance Package, standard towing capacity decreases to 8300 lbs.

[31] With Tow Package, towing capacity increases to 7800 lbs.

[32] When equipped with Sport Appearance Package, standard towing capacity decreases to 6400 lbs.

[33] With Tow Package, towing capacity increases to 7700 lbs.

[34] With Tow Package, towing capacity increases to 10,100 lbs.

[35] Flex Fuel Vehicles not available in every state. In states where available, all 4x4, 5.7L V8 models are FFV. Flex Fuel Vehicles use E85, gasoline or a combination of both. Estimated mileage will vary. Consult your dealer for nearest E85 filling stations.

[36] With Color-Keyed Bumper Package, Maximum Payload Package or without Tow Package, rear differential ratio is 3.909 on 4.7L models / 4.100 on 5.7L models.

[37] 2009 EPA mileage estimates. Actual mileage will vary.

Helpful Links

2009 **TUNDRA** 

BUYER TOOLS:

Find Local Specials

www.buyatoyota.com

Request a Quote

www.buyatoyota.com

Locate a Dealer

<http://www.toyota.com/dealers>

Competitive Comparison

<http://www.toyota.com/compare>

Toyota Financial Services

www.toyotafinancial.com

Payment Estimator

<http://www.toyotafinancial.com/estimator>

Apply for Credit

<http://www.toyotafinancial.com/apply>

Certified Used Vehicles

<http://www.toyota.com/tcuv>

Warranty Info.

www.toyotaownersonline.com/warranty

OWNER TOOLS:

Toyota Owner Resources

www.toyotaownersonline.com

Vehicle Reference Guides

<http://prg.toyotapartsandservice.com/>

Maintenance Guides

<http://smg.toyotapartsandservice.com/owners.php>

Toyota Service

<http://www.toyotaownersonline.com/service>

Car Care Tips

<http://www.toyotaownersonline.com/carcare>

Driver Tips

<http://www.toyotaownersonline.com/tips>

Genuine Toyota Parts

<http://www.toyotaownersonline.com/parts>

Do-It-Yourself Help

<http://www.toyotaownersonline.com/diy>

GENERAL INFORMATION:

Toyota News

<http://www.toyota.com/news>

Toyota Motorsports

<http://www.toyota.com/motorsports>

Toyota NASCAR Racing

<http://www.toyota.com/pitpass>

Toyota Community

<http://toyota.edmunds.com/community>

Toyota Events

<http://www.toyota.com/events>

Future Concept Vehicles

<http://www.toyota.com/future>

Community Care

<http://www.toyota.com/community>

QUESTIONS:

FAQs

<http://www.toyota.com/FAQ>

Contact Toyota

<http://www.toyota.com/contact>

2009 **TUNDRA** 



Take the high road. The low road. Any road.

Model Overview



	4x4 CrewMax w/4.7-Liter V8 5- Speed Auto	4x4 CrewMax SR5 w/4.7-Liter V8 5- Speed Auto	4x4 CrewMax w/5.7-Liter V8 6- Speed Auto	4x4 CrewMax SR5 w/5.7-Liter V8 6- Speed Auto	4x4 CrewMax w/5.7-Liter V8 FFV 6-Speed Auto	4x4 CrewMax SR5 w/5.7-Liter V8 FFV 6-Speed Auto	4x4 CrewMax Ltd w/5.7-Liter V8 6- Speed Auto	4x4 CrewMax Ltd w/5.7-Liter V8 FFV 6-Speed Auto
MSRP**	\$30,965	\$32,925	\$32,265	\$34,285	\$32,265	\$34,285	\$41,605	\$41,605
MPG City/Highway***	13/16	13/16	13/17	13/17	13/17	13/17	13/17	13/17
Seating	6	5	6	5	6	5	5	5

EXTERIOR COLORS*

Super White		Blue Streak Metallic		Nautical Blue Metallic	
Slate Metallic		Silver Sky Metallic			
Radiant Red		Black			
Desert Sand Mica		Salsa Red Pearl			
Timberland Mica		Pyrite Mica			

INTERIOR COLORS*

Graphite Fabric		Sand Beige Leather	
Black Fabric			
Sand Beige Fabric			
Graphite Leather			
Redrock Leather			

*This vehicle eBrochure is designed to identify vehicles commonly available in your area. If you would prefer to purchase a vehicle with no options or additional options, please contact your local dealer to check for current availability or the possibility of placing an order for such a vehicle.

**Manufacturer's Suggested Retail Price, excludes the Delivery, Processing and Handling Fee of \$720 for Cars and \$745 for Trucks, Vans and SUVs. (Historically, vehicle manufacturers and distributors have charged a separate fee for processing, handling and delivering vehicles to dealerships. Toyota's charge for these services is called the "Delivery, Processing and Handling Fee" and is based on the value of the processing, handling and delivery services Toyota provides as well as Toyota's overall pricing structure. Toyota may make a profit on the Delivery, Processing and Handling Fee.) Excludes taxes, license, title and available or regionally required equipment. The Delivery, Processing and Handling Fee in AL, AR, FL, GA, LA, MS, NC, OK, SC and TX will be higher. Actual dealer price will vary.

*** 2009 EPA-estimated mileage. Actual mileage will vary.

Standard Features and Options*



- not available
- S** standard
- O** optional
- P** part of package

	4x4 CrewMax w/4.7-Liter V8 5- Speed Auto	4x4 CrewMax SR5 w/4.7-Liter V8 5-Speed Auto	4x4 CrewMax w/5.7-Liter V8 6- Speed Auto	4x4 CrewMax SR5 w/5.7-Liter V8 6-Speed Auto	4x4 CrewMax w/5.7-Liter V8 FFV 6-Speed Auto	4x4 CrewMax SR5 w/5.7-Liter V8 FFV 6-Speed Auto	4x4 CrewMax Ltd w/5.7-Liter V8 6-Speed Auto	4x4 CrewMax Ltd w/5.7-Liter V8 FFV 6-Speed Auto
MSRP**	\$30,965	\$32,925	\$32,265	\$34,285	\$32,265	\$34,285	\$41,605	\$41,605
Model Number	8359	8360	8361	8362	8363	8364	8372	8374
EXTERIOR								
Automatic Limited-Slip Differential (Auto LSD)	S	S	S	S	S	S	S	S
Front bumper - chrome steel	S	S	S	S	S	S	-	-
Front bumper - color-keyed resin	S	-	S	-	S	-	S	S
Rear bumper - chrome steel	S	S	S	S	S	S	S	S
Grille surround - matte black	P	-	P	-	P	-	-	-
Grille surround - chrome	S	S	S	S	S	S	S	S
Grille - black	S	S	S	S	S	S	-	-
Grille - silver-matte finish	-	-	-	-	-	-	S	S
Front upper bumper cover - matte black	O	-	O	-	O	-	-	-
Front upper bumper - color-keyed	S	S	S	S	S	S	S	S
Door handles - black	S	S	S	S	S	S	-	-
Door handles - chrome	-	-	-	-	-	-	S	S
Tailgate - black handle	S	S	S	S	S	S	S	S
Outside mirrors - power, black	S	-	S	-	S	-	-	-
Outside mirrors - power, heated, black	P	S	P	S	P	S	-	-
Outside mirrors - power, retractable, heated, auto-dimming with turn signal, chrome and puddle lamps	-	-	-	-	-	-	S	S

**Manufacturer's Suggested Retail Price, excludes the Delivery, Processing and Handling Fee of \$720 for Cars and \$745 for Trucks, Vans and SUVs. (Historically, vehicle manufacturers and distributors have charged a separate fee for processing, handling and delivering vehicles to dealerships. Toyota's charge for these services is called the "Delivery, Processing and Handling Fee" and is based on the value of the processing, handling and delivery services Toyota provides as well as Toyota's overall pricing structure. Toyota may make a profit on the Delivery, Processing and Handling Fee.) Excludes taxes, license, title and available or regionally required equipment. The Delivery, Processing and Handling Fee in AL, AR, FL, GA, LA, MS, NC, OK, SC and TX will be higher. Actual dealer price will vary.

*This vehicle eBrochure is designed to identify vehicles commonly available in your area. If you would prefer to purchase a vehicle with no options or additional options, please contact your local dealer to check for current availability or the possibility of placing an order for such a vehicle.

Standard Features and Options*



- not available
- S** standard
- O** optional
- P** part of package

	4x4 CrewMax w/4.7-Liter V8 5- Speed Auto	4x4 CrewMax SR5 w/4.7-Liter V8 5-Speed Auto	4x4 CrewMax w/5.7-Liter V8 6- Speed Auto	4x4 CrewMax SR5 w/5.7-Liter V8 6-Speed Auto	4x4 CrewMax w/5.7-Liter V8 FFV 6-Speed Auto	4x4 CrewMax SR5 w/5.7-Liter V8 FFV 6-Speed Auto	4x4 CrewMax Ltd w/5.7-Liter V8 6-Speed Auto	4x4 CrewMax Ltd w/5.7-Liter V8 FFV 6-Speed Auto
Tow mirrors [1] - manual-extend, power-adjustable, heated, with turn signals	-	-	O	O	O	O	O	O
Rear glass - fixed, High Solar Energy-Absorbing (HSEA)	S	-	S	-	S	-	-	-
Rear glass - vertical power, sliding, privacy glass defroster	S	S	S	S	S	S	S	S
Rear door - privacy glass	S	S	S	S	S	S	S	S
Mudguards	O P	S	O P	S	O P	S	S	S
Fog lamps	O	O P	O	O P	O	O P	S	S
Easy Lower and Lift Tailgate	S	S	S	S	S	S	S	S
Deck Rail System with four adjustable tie-down cleats	-	O	-	O	-	O	S	S
Rail caps	S	S	S	S	S	S	S	S
Front tow hooks [1,2]	S	S	S	S	S	S	S	S
V8 Tow Package [1] - Heavy-duty tow hitch receiver, 7-pin connector, trailer brake controller prewire, supplemental transmission cooler, transmission fluid temperature gauge, 4.100 rear axle ratio	O	S	-	-	-	-	-	-
V8 Tow Package [1] - Heavy-duty tow hitch receiver, 7-pin connector, trailer brake controller prewire, supplemental transmission cooler, TOW/HAUL mode, transmission fluid temperature gauge, 4.300 rear axle ratio	-	-	O	S	O	S	S	S
INTERIOR								
Front 40/20/40 split-and-fold bench seat with 8-way adjustable driver and 4-way passenger seats	S	-	S	-	S	-	-	-
Bucket seats with passenger-side fold-flat	O	S	O	S	O	S	S	S
Driver-side power 10-way adjustable, passenger-side power 4-way adjustable seats	-	-	-	-	-	-	S	S

*This vehicle eBrochure is designed to identify vehicles commonly available in your area. If you would prefer to purchase a vehicle with no options or additional options, please contact your local dealer to check for current availability or the possibility of placing an order for such a vehicle.

Standard Features and Options*



- not available
- S** standard
- O** optional
- P** part of package

	4x4 CrewMax w/4.7-Liter V8 5-Speed Auto	4x4 CrewMax SR5 w/4.7-Liter V8 5-Speed Auto	4x4 CrewMax w/5.7-Liter V8 6-Speed Auto	4x4 CrewMax SR5 w/5.7-Liter V8 6-Speed Auto	4x4 CrewMax w/5.7-Liter V8 FFV 6-Speed Auto	4x4 CrewMax SR5 w/5.7-Liter V8 FFV 6-Speed Auto	4x4 CrewMax Ltd w/5.7-Liter V8 6-Speed Auto	4x4 CrewMax Ltd w/5.7-Liter V8 FFV 6-Speed Auto
Driver-side power 8-way adjustable, passenger-side power 4-way adjustable bucket seats	-	S	-	S	-	S	-	-
Driver-side manual 8-way, passenger-side manual 4-way adjustable bucket seats	O	-	O	-	O	-	-	-
Driver and passenger lumbar with power thigh support	-	-	-	-	-	-	S	S
Driver and front passenger seatback pocket	S	S	S	S	S	S	S	S
Headrests - all positions, 2-way adjustable	S	S	S	S	S	S	S	S
Armrest - rear	S	S	S	S	S	S	S	S
Rear sliding, reclining, fold-flat seats	S	S	S	S	S	S	S	S
Fabric - SR5	S	S	S	S	S	S	-	-
Memory Package - Power driver seat memory, outside mirrors memory, power tilt/telescopic steering wheel with memory (not available with tow mirrors)	-	-	-	-	-	-	O	O
Leather-trimmed and heated bucket seats with 10-way power-adjustable driver and 4-way power-adjustable passenger seats	-	-	-	-	-	-	S	S
Tilt steering wheel with column shifter (bench seat)	S	-	S	-	S	-	-	-
Tilt/telescopic steering wheel with console shifter (bucket seats)	O	S	O	S	O	S	S	S
Center-console box	O	S	O	S	O	S	S	S
Windshield wipers - variable intermittent	S	S	S	S	S	S	S	S
Rearview mirror - manual	S	S	S	S	S	S	-	-
Auto-dimming rearview mirror with HomeLink® [3] universal transceiver, compass and maplamps	-	O	-	O	-	O	S	S
Sun visors - extenders, mirrors	S	S	S	S	S	S	-	-
Sun visors - double, extenders, illuminated mirrors	-	-	-	-	-	-	S	S

*This vehicle eBrochure is designed to identify vehicles commonly available in your area. If you would prefer to purchase a vehicle with no options or additional options, please contact your local dealer to check for current availability or the possibility of placing an order for such a vehicle.

Standard Features and Options*



- not available
- S** standard
- O** optional
- P** part of package

	4x4 CrewMax w/4.7-Liter V8 5- Speed Auto	4x4 CrewMax SR5 w/4.7-Liter V8 5-Speed Auto	4x4 CrewMax w/5.7-Liter V8 6- Speed Auto	4x4 CrewMax SR5 w/5.7-Liter V8 6-Speed Auto	4x4 CrewMax w/5.7-Liter V8 FFV 6-Speed Auto	4x4 CrewMax SR5 w/5.7-Liter V8 FFV 6-Speed Auto	4x4 CrewMax Ltd w/5.7-Liter V8 6-Speed Auto	4x4 CrewMax Ltd w/5.7-Liter V8 FFV 6-Speed Auto
Flooring - carpet	S	S	S	S	S	S	S	S
Cup holders - four front and two rear	S	S	S	S	S	S	S	S
Overhead console	O	S	O	S	O	S	S	S
Power points - two front	S	S	S	S	S	S	S	S
Rear power point	S	S	S	S	S	S	S	S
Optitron gauges	-	-	-	-	-	-	S	S
Speedometer, tripmeter, digital clock	S	S	S	S	S	S	S	S
Tachometer	S	S	S	S	S	S	S	S
Outside temperature gauge	S	S	S	S	S	S	S	S
Trip computer (average/current fuel economy, range, average speed, timer)	-	S	-	S	-	S	-	-
Multi-information display with feature customization (average/current fuel economy, range, average speed, remote keyless entry, power door locks, headlamp and illuminated-entry timer)	-	-	-	-	-	-	S	S
AM/FM CD with auxiliary audio jack and six speakers	S	-	S	-	S	-	-	-
AM/FM 6-disc in-dash CD changer with auxiliary audio jack and six speakers	O	S	O	S	O	S	-	-
JBL® AM/FM 6-disc in-dash CD changer with auxiliary audio jack, 12 speakers including subwoofer, 440W amplifier, Bluetooth® [4] wireless technology and steering wheel audio controls	-	O	-	O	-	O	S	S
Driver and passenger dual zone climate control with sync mode	S	S	S	S	S	S	-	-
Driver and passenger automatic dual zone climate control with sync mode	-	-	-	-	-	-	S	S
Second-row cooling/heating air ducts	S	S	S	S	S	S	S	S

*This vehicle eBrochure is designed to identify vehicles commonly available in your area. If you would prefer to purchase a vehicle with no options or additional options, please contact your local dealer to check for current availability or the possibility of placing an order for such a vehicle.

Standard Features and Options*



- not available
- S** standard
- O** optional
- P** part of package

	4x4 CrewMax w/4.7-Liter V8 5- Speed Auto	4x4 CrewMax SR5 w/4.7-Liter V8 5-Speed Auto	4x4 CrewMax w/5.7-Liter V8 6- Speed Auto	4x4 CrewMax SR5 w/5.7-Liter V8 6-Speed Auto	4x4 CrewMax w/5.7-Liter V8 FFV 6-Speed Auto	4x4 CrewMax SR5 w/5.7-Liter V8 FFV 6-Speed Auto	4x4 CrewMax Ltd w/5.7-Liter V8 6-Speed Auto	4x4 CrewMax Ltd w/5.7-Liter V8 FFV 6-Speed Auto
Power windows, door locks and remote keyless entry system	S	S	S	S	S	S	S	S
Illuminated entry system	S	S	S	S	S	S	S	S
Cruise control	S	S	S	S	S	S	S	S
Front and rear maplamp	S	S	S	S	S	S	S	S
Glove box/ashtray illumination	S	S	S	S	S	S	S	S
Ashtray and cigarette lighter	S	S	S	S	S	S	S	S
SAFETY								
Star Safety System™ - Vehicle Stability Control (VSC) [5] + Traction Control (TRAC), 4-wheel disc Anti-lock Brake System (ABS) with Electronic Brake-force Distribution (EBD) and Brake Assist [6]	S	S	S	S	S	S	S	S
3-point seatbelts in all seating positions	S	S	S	S	S	S	S	S
Emergency Locking Retractor (ELR) on driver's seatbelt, Automatic/Emergency Locking Retractors (ALR/ELR) on all passenger seatbelts	S	S	S	S	S	S	S	S
Driver and front passenger seatbelt pretensioners with force limiters	S	S	S	S	S	S	S	S
Driver and front outboard passenger airbags with Advanced Airbag System [7]	S	S	S	S	S	S	S	S
Driver and front outboard passenger seat-mounted side airbags and front and rear roll-sensing side curtain airbags (RSCA) [7]	S	S	S	S	S	S	S	S
Child-protector rear door locks	S	S	S	S	S	S	S	S
Child Restraint System (CRS) top tether anchors for all rear seating positions, LATCH anchors for rear outboard seating positions	S	S	S	S	S	S	S	S
Tire Pressure Monitor System [8]	S	S	S	S	S	S	S	S
Anti-theft alarm system	O	O	O	O	O	O	S	S

*This vehicle eBrochure is designed to identify vehicles commonly available in your area. If you would prefer to purchase a vehicle with no options or additional options, please contact your local dealer to check for current availability or the possibility of placing an order for such a vehicle.

Standard Features and Options*



- not available
- S** standard
- O** optional
- P** part of package

	4x4 CrewMax w/4.7-Liter V8 5- Speed Auto	4x4 CrewMax SR5 w/4.7-Liter V8 5-Speed Auto	4x4 CrewMax w/5.7-Liter V8 6- Speed Auto	4x4 CrewMax SR5 w/5.7-Liter V8 6-Speed Auto	4x4 CrewMax w/5.7-Liter V8 FFV 6-Speed Auto	4x4 CrewMax SR5 w/5.7-Liter V8 FFV 6-Speed Auto	4x4 CrewMax Ltd w/5.7-Liter V8 6-Speed Auto	4x4 CrewMax Ltd w/5.7-Liter V8 FFV 6-Speed Auto
Engine immobilizer [9]	S	S	S	S	S	S	S	S

*This vehicle eBrochure is designed to identify vehicles commonly available in your area. If you would prefer to purchase a vehicle with no options or additional options, please contact your local dealer to check for current availability or the possibility of placing an order for such a vehicle.

Options*



4x4 CrewMax Options

18-in. styled steel wheels with P255/70R18 tires

18-in. alloy wheels with P275/65R18 tires

20-in. alloy wheels with P275/55R20 tires

AM/FM 6-disc in-dash CD changer auxiliary audio jack and six speakers

JBL® AM/FM 6-disc in-dash CD changer, auxiliary audio jack, 12 speakers, 440W-peak-output amplifier, Bluetooth® [4] wireless technology and steering wheel audio controls

DVD navigation system [12] with backup camera [13], JBL® AM/FM 4-disc in-dash CD changer, auxiliary audio jack, 12 speakers including subwoofers, 440W-peak-output amplifier, Bluetooth® [4] wireless technology and steering wheel audio controls

Rear-seat DVD entertainment system with rear audio system, dual wireless headphones [15], wireless remote and 115V AC outlet

Front and rear clearance sonar

Auto-dimming rearview mirror with HomeLink® [3] universal transceiver, compass and maplamps

Daytime Running Lights (DRL)

Anti-theft alarm system

Cloth bucket seats - 4-way adjustable driver- and passenger-side, with adjustable headrests

Tow mirrors [1,14] - manual-extend, power-adjustable, heated with turn signals (5.7L models only)

Mudguards, front and rear - black

Running boards - black

Power tilt/slide moonroof with sunshade

Deck rail system with four adjustable tie-down cleats

4x4 CrewMax Packages

Cold Weather Package

- Heavy-duty battery
- Heavy-duty starter
- Windshield wiper de-icer with timer
- Mud guards
- Power, heated, black outside mirrors

Memory Package

- Power driver's seat memory
- Outside mirrors memory
- Power tilt/telescopic steering wheel with memory (not available with tow mirrors)

TRD Rock Warrior Package

- Color-keyed front bumper and grille surround
- Matte black rear bumper
- Fog lamps
- Sliding rear window with privacy glass
- Black cloth interior with manual bucket seats
- Accessory shift knob and pedal covers
- Bilstein® shocks
- TRD 17-in. forged alloy wheels with BF Goodrich® All-Terrain T/A tires
- TRD Rock Warrior bedside decals

Specifications



	4x4 CrewMax w/4.7-Liter V8 5-Speed Auto	4x4 CrewMax SR5 w/4.7-Liter V8 5-Speed Auto	4x4 CrewMax w/5.7-Liter V8 6-Speed Auto	4x4 CrewMax SR5 w/5.7-Liter V8 6-Speed Auto	4x4 CrewMax w/5.7-Liter V8 FFV 6-Speed Auto	4x4 CrewMax SR5 w/5.7-Liter V8 FFV 6-Speed Auto	4x4 CrewMax Ltd w/5.7-Liter V8 6-Speed Auto	4x4 CrewMax Ltd w/5.7-Liter V8 FFV 6-Speed Auto
MSRP**	\$30,965	\$32,925	\$32,265	\$34,285	\$32,265	\$34,285	\$41,605	\$41,605
Model Number	8359	8360	8361	8362	8363	8364	8372	8374

MECHANICAL/PERFORMANCE

4.7L DOHC 32V i-FORCE V8 with Variable Valve Timing with Intelligence (VVT-i), Horsepower: 276 hp @ 5400 rpm; Torque: 313 lb.-ft. @ 3400 rpm, cast-iron block with aluminum heads, Acoustically Controlled Induction System (ACIS) -- dual stage intake manifold, Compression ratio: 10.0:1, Emissions: LEV II	Standard	NA						
5.7L DOHC 32V i-FORCE V8 with Dual Independent Variable Valve Timing with Intelligence (VVT-i), Ethanol technology [35], Horsepower: 381 hp @ 5600 rpm; Torque: 401 lb.-ft. @ 3600 rpm; Aluminum block with aluminum heads, Acoustically Controlled Induction System (ACIS) - dual stage intake manifold, Compression ratio: 10.2:1, Emissions: ULEV II, E85 Flex Fuel	NA			Standard	NA	Standard		
5.7L DOHC 32V i-FORCE V8 with Dual Independent Variable Valve Timing with Intelligence (VVT-i), Horsepower: 381 hp @ 5600 rpm; Torque: 401 lb.-ft. @ 3600 rpm; Aluminum block with aluminum heads, Acoustically Controlled Induction System (ACIS) -- dual stage intake manifold, Compression ratio: 10.2:1, Emissions: ULEV II	NA	Standard		NA	Standard	NA		
Drivetrain	5-speed electronically controlled transmission with intelligence (ECT-i), sequential shift mode and uphill/downhill shift logic		6-speed electronically controlled transmission with intelligence (ECT-i), sequential shift mode and uphill/downhill shift logic, TOW/HAUL mode					
4WDemand system with electronically controlled 2-speed transfer case	Standard							
Suspension	Front independent coil-spring double-wishbone with stabilizer bar and low-pressure nitrogen gas shocks; rear live axle with trapezoidal multi-leaf rear suspension and staggered low-pressure nitrogen gas shocks							

BRAKES

**Manufacturer's Suggested Retail Price, excludes the Delivery, Processing and Handling Fee of \$720 for Cars and \$745 for Trucks, Vans and SUVs. (Historically, vehicle manufacturers and distributors have charged a separate fee for processing, handling and delivering vehicles to dealerships. Toyota's charge for these services is called the "Delivery, Processing and Handling Fee" and is based on the value of the processing, handling and delivery services Toyota provides as well as Toyota's overall pricing structure. Toyota may make a profit on the Delivery, Processing and Handling Fee.) Excludes taxes, license, title and available or regionally required equipment. The Delivery, Processing and Handling Fee in AL, AR, FL, GA, LA, MS, NC, OK, SC and TX will be higher. Actual dealer price will vary.

Specifications



	4x4 CrewMax w/4.7-Liter V8 5-Speed Auto	4x4 CrewMax SR5 w/4.7-Liter V8 5-Speed Auto	4x4 CrewMax w/5.7-Liter V8 6-Speed Auto	4x4 CrewMax SR5 w/5.7-Liter V8 6-Speed Auto	4x4 CrewMax w/5.7-Liter V8 FFV 6-Speed Auto	4x4 CrewMax SR5 w/5.7-Liter V8 FFV 6- Speed Auto	4x4 CrewMax Ltd w/5.7-Liter V8 6-Speed Auto	4x4 CrewMax Ltd w/5.7-Liter V8 FFV 6- Speed Auto
Power-assisted four-wheel Anti-lock Brake System (ABS) with Electronic Brake-force Distribution (EBD), Brake Assist [6], Vehicle Stability Control (VSC) [5] + Traction Control (TRAC) and Automatic Limited-Slip Differential (Auto LSD); Active Traction Control (A-TRAC)	Standard							
Front:	Ventilated disc							
Front diameter:	13.9 in.							
Rear:	Ventilated disc							
Rear diameter:	13.6 in.							
Parking brake:	Pedal type							
STEERING								
Rack-and-pinion hydraulic power steering	Standard							
Ratio	18.0							
Turns, lock-to-lock	3.71							
Turning circle (ft.), curb-to-curb	44.0							
Rear differential ratio/size	4.100 [36]/ 9.5"			4.300 [36]/ 10.5"				
Transfer case, high/low:	1.000/ 2.618							
EXTERIOR DIMENSIONS (IN.)								
Overall height	76.0							
Overall width	79.9							
Overall length	228.7							
Wheelbase	145.7							
Inside bed length	66.7							
Inside bed depth	22.2							
Inside bed width at tailgate	66.4							
Inside bed width between wheelwells	50.0							

© 2008 Toyota Motor Sales, U.S.A., Inc. Produced 02.03.09

Specifications



	4x4 CrewMax w/4.7-Liter V8 5-Speed Auto	4x4 CrewMax SR5 w/4.7-Liter V8 5-Speed Auto	4x4 CrewMax w/5.7-Liter V8 6-Speed Auto	4x4 CrewMax SR5 w/5.7-Liter V8 6-Speed Auto	4x4 CrewMax w/5.7-Liter V8 FFV 6-Speed Auto	4x4 CrewMax SR5 w/5.7-Liter V8 FFV 6- Speed Auto	4x4 CrewMax Ltd w/5.7-Liter V8 6-Speed Auto	4x4 CrewMax Ltd w/5.7-Liter V8 FFV 6- Speed Auto	
Front track	67.9								
Rear track	67.9								
Ground clearance	10.4								
Maximum load height	33.7								
INTERIOR DIMENSIONS (IN.)									
Head room (front)	40.2								
Head room (rear)	38.7								
Hip room (front)	63.0								
Hip room (rear)	62.6								
Leg room (front)	42.5								
Leg room (rear)	44.5								
Shoulder room (front)	66.6								
Shoulder room (rear)	65.4								
Maximum seating capacity	6	5	6	5	6	5			
Angle of approach/departure (degrees)	29/24								
WEIGHTS AND CAPACITIES									
Curb weight (lbs.)	5555	5630	5610	5685	5610	5685	5705		
Gross Vehicle Weight Rating (GVWR) (lbs.)	7000			7200					
Maximum Payload [16] (lbs.)	1445 [18]	1370	1590 [18]	1515	1590 [18]	1515	1495		
Towing capacity [1] (lbs.)	6200 [33]	7700	8100 [34]	10100	8100 [34]	10100			
Fuel tank (gal.)	26.4								
TIRES									
18-in. steel wheels with P255/70R18 tires	Standard	NA	Standard	NA	Standard	NA			
18-in. styled steel wheels with P255/70R18 tires	Available	Standard	Available	Standard	Available	Standard	NA		

© 2008 Toyota Motor Sales, U.S.A., Inc. Produced 02.03.09

Specifications



	4x4 CrewMax w/4.7-Liter V8 5-Speed Auto	4x4 CrewMax SR5 w/4.7-Liter V8 5-Speed Auto	4x4 CrewMax w/5.7-Liter V8 6-Speed Auto	4x4 CrewMax SR5 w/5.7-Liter V8 6-Speed Auto	4x4 CrewMax w/5.7-Liter V8 FFV 6-Speed Auto	4x4 CrewMax SR5 w/5.7-Liter V8 FFV 6- Speed Auto	4x4 CrewMax Ltd w/5.7-Liter V8 6-Speed Auto	4x4 CrewMax Ltd w/5.7-Liter V8 FFV 6- Speed Auto
18-in. alloy wheels with P275/65R18 tires	Available						Standard	
20-in. alloy wheels with P275/55R20 tires	NA						Available	
18-in. spare with P255/70R18 tire	Standard							
MPG								
Mileage estimates (mpg city/highway) [37]	13/16			13/17				

Accessories



EXTERIOR ACCESSORIES



Ball Mounts
\$65.00 Parts Only MSRP**



Bed Rug
\$419.00 Parts Only MSRP**



Bedliner w/Deck Rails
Short/Regular Bed \$365.00
Long Bed \$395.00
Installed MSRP*



Deck Rail Systems w/4 Tie Down Cleats
Short/Regular Bed \$210.00
Long Bed \$220.00
Installed MSRP*



Hood Protector
\$165.00 Installed MSRP*



Bed Extender
\$320.00 Installed MSRP*



Bed Step
\$300.00 Installed MSRP*



Cargo Divider
\$345.00 Installed MSRP*



Exhaust Tip
\$75.00 Installed MSRP*



Locking Bike Fork Attachment
\$95.00 Installed MSRP*



Bed Mat
Short/Regular Bed \$127.00
Long Bed \$137.00
Installed MSRP*



Bedliner w/o Deck Rails
Short/Regular Bed \$345.00
Long Bed \$375.00
Installed MSRP*



Cargo Net Exterior
\$49.00 Installed MSRP*



Front Skid Plate
\$425.00 Installed MSRP*



Machine Star 5 Spoke 20" Alloy Wheel
\$1,695.00 Installed MSRP*

* Installed MSRP is the Manufacturer's Suggested Retail Price for accessories installed by the manufacturer. Actual prices for dealer installed accessories may vary. Please see your local Toyota dealer for pricing. Prices and product availability are subject to change without notice.

** Installation not included. See your local Toyota dealer for installed pricing. Prices and product availability are subject to change without notice.

Accessories

EXTERIOR ACCESSORIES



Mini Tie Down w/Hook
(set of two)
\$45.00 Installed MSRP*



Tonneau Cover
Short Bed \$1545.00
Standard Bed \$1575.00
Installed MSRP*



Tube Steps
Chrome \$534.00
Installed MSRP*



Spare Tire Lock
\$73.00 Installed MSRP*



Tow Hitch
w/Wire Harness \$920.00
w/o Wire Harness \$520.00
Installed MSRP*



Wheel Locks
\$81.00 Installed MSRP*



Stepboards Brushed
Stainless Steel
Regular Cab \$475.00
Double Cab \$624.00
CrewMax \$624.00
Installed MSRP*



Tube Steps
Black \$490.00
Installed MSRP*

These exterior accessories
are also available:
• License Plate Frame
Bracket

INTERIOR ACCESSORIES



All Weather Floor Mats and
Door Sill Protector
Regular Cab \$94.00
Double Cab \$162.00
Crew Max \$165.00
Installed MSRP*



Auto Dimming Mirror
\$280.00 Installed MSRP*



All Weather Mats
Regular Cab \$55.00
Double/Crew Cab \$99.00
Installed MSRP*



Back-Up Camera w/Monitor
\$695.00 Installed MSRP*



Anodized Aluminum
Shift Knob
\$85.00 Installed MSRP*



Carpet Floor Mats
w/Door Sill Protector
Regular Cab \$111.00
Double Cab \$178.00
Crew Cab \$181.00
Installed MSRP*

* Installed MSRP is the Manufacturer's Suggested Retail Price for accessories installed by the manufacturer. Actual prices for dealer installed accessories may vary. Please see your local Toyota dealer for pricing. Prices and product availability are subject to change without notice.

** Installation not included. See your local Toyota dealer for installed pricing. Prices and product availability are subject to change without notice.

Accessories

INTERIOR ACCESSORIES



Emergency Assistance Kit
\$70.00 Installed MSRP*



Molded Simulated Burlwood Dash Applique by Superior Dash
Regular Cab \$340.00
Double/CrewMax \$350.00
Installed MSRP*



First Aid Kit
\$29.00 Installed MSRP*



Remote Engine Start
\$529.00 Installed MSRP*



Interface Kit for iPod®
\$299.00 Installed MSRP*



Seat Back Cargo Net
\$64.00 Installed MSRP*



Sirius Satellite Radio
\$449.00 Installed MSRP*



Sport Pedal Stainless Steel Automatic
\$85.00 Installed MSRP*



Underseat Storage
\$125.00 Installed MSRP*

PERFORMANCE PRODUCTS



VIP Security Systems
RS3200 Plus
\$299.00 Installed MSRP*
Glass Breakage Sensor
\$165.00 Installed MSRP*



Wireless Headphones
\$41.00 Parts Only MSRP**



XM Satellite Radio
\$449.00 Installed MSRP*



TRD 17" x 8" 6 Split Spoke Forged Off Road Wheel with beadlock styling
\$3,199.00 Installed MSRP*



TRD 22" X9" 5-Spoke Polished Forged Aluminum Alloy Wheel
\$4,699.00 Installed MSRP*



TRD Cat-Back Exhaust System
\$1,065.00 Installed MSRP*

Accessories

2009 **TUNDRA** 

PERFORMANCE PRODUCTS



TRD Forged Oil Cap
\$45.00 Parts Only MSRP**



TRD Performance Air Intake
\$475.00 Parts Only MSRP**



TRD High Performance Brake Kit
\$2,895.00 Installed MSRP*



TRD Rear Sway Bar
\$299.00 Installed MSRP*



TRD Performance Air Filter
\$90.00 Installed MSRP*

These exterior accessories are also available:

- TRD Performance Handling Kit

* Installed MSRP is the Manufacturer's Suggested Retail Price for accessories installed by the manufacturer. Actual prices for dealer installed accessories may vary. Please see your local Toyota dealer for pricing. Prices and product availability are subject to change without notice.

** Installation not included. See your local Toyota dealer for installed pricing. Prices and product availability are subject to change without notice.

WARRANTIES

Every Toyota Car, Truck and SUV is built to exceptional standards. And that's not idle boasting. We back it up with these Limited Warranty Coverages:

Basic: 36 months/36,000 miles (all components other than normal wear and maintenance items).

Powertrain: 60 months/60,000 miles (engine, transmission/transaxle, front-wheel drive, rear-wheel drive, seatbelts and airbags).

Rust-Through: 60 months/unlimited miles (corrosion perforation of sheet metal).

Emissions: Coverages vary under Federal and California regulations. Refer to applicable Owner's Warranty Information booklet for details.

Accessories: For accessories purchased at time of the new vehicle purchase, the Toyota Accessory Warranty coverage is in effect for 36 months or 36,000 miles (whichever comes first) from the vehicle's in-service date, which is the same coverage as the Basic coverage of the Toyota New Vehicle Limited Warranty.

For dealer-installed accessories purchased after the new vehicle purchase, the coverage is 12 months or 12,000 miles (whichever comes first) from the date the accessory was installed on the vehicle, or the remainder of the above 36 months or 36,000 miles Basic coverage from the vehicle's in-service date, whichever provides greater coverage, with the exception of car covers. Car covers are warranted for 12 months from the date of purchase and do not assume any coverage under the Toyota New Vehicle Limited Warranty.

For customer (non-dealer)-installed accessories purchased after the new vehicle purchase, the coverage is 12 months or 12,000 miles (whichever comes first), from the purchase date of the accessory.

You may be eligible for transportation assistance if it's necessary that your vehicle be kept overnight for repairs covered under warranty. Please see your authorized Toyota dealership for further details.

For complete details about Toyota's warranties, please refer to the applicable Owner's Warranty Information booklet or see your Toyota dealer.

DISCLAIMERS

All information in this eBrochure is based on data available at time of posting, is subject to change without notice and pertains specifically to continental U.S.A. vehicles only.

[1] Before towing, confirm your vehicle and trailer are compatible, hooked up properly and that you have any necessary additional equipment. Do not exceed any Weight Ratings and follow all instructions in your Owner's Manual. The maximum you can tow depends on the total weight of any cargo, occupants and available equipment.

[2] Also available on 4x2 with TRD Off-Road Package.

[3] HomeLink® is a registered trademark of Johnson Controls, Inc.

[4] The phones on this site have been tested for Bluetooth® compatibility with Toyota vehicles. Performance will vary based on phone software version, coverage, and your wireless carrier. Phones are warranted by their manufacturer, not Toyota.

[5] Vehicle Stability Control (VSC) is an electronic system designed to help the driver maintain vehicle control under adverse conditions. It is not a substitute for safe driving practices. Factors including speed, road conditions and driver steering input can all affect whether VSC will be effective in preventing a loss of control. Please see your Owner's Manual for further details.

[6] Brake Assist is designed to help the driver take full advantage of the benefits of ABS. It is not a substitute for safe driving practices. Braking effectiveness also depends on proper brake-system maintenance and tire and road conditions.

[7] All the airbag (AB) systems are Supplemental Restraint Systems. All ABs (if installed) are designed to inflate only under certain conditions and in certain types of severe collisions: frontal and knee ABs typically inflate in frontal collisions; side and side curtain ABs in side collisions; Roll-Sensing Curtain ABs at a severe tilt degree, roll or lateral G-force. In all other accidents, the ABs will not inflate. To decrease the risk of injury from an inflating AB, always wear seatbelts, sit upright in the middle of the seat as far back as possible and do not lean against the door. Do not put objects in front of an AB or around the seatback. Do not use a rearward-facing child seat in any front passenger seat. The force of an inflating AB may cause serious injury or death. See your Owner's Manual for further information/warnings.

[8] The Toyota Tire Pressure Monitor alerts the driver when tire pressure is critically low. For optimal tire wear and performance, tire pressure should be checked regularly with a gauge; do not rely solely on the monitor system. See your Owner's Manual for details.

[9] The engine immobilizer is a state-of-the-art anti-theft system. When you insert your key into the ignition switch, the key transmits an electronic code to the vehicle. The engine will only start if the code in the transponder chip inside the key matches the code in the vehicle's immobilizer. Because the transponder chip is embedded in the key, it can be costly to replace. If you lose a key, your Toyota dealer can help, or you can find a qualified independent locksmith to perform high security key services at www.aloa.org.

[10] 5.7L V8 Long Bed models only, not available with tow equipment.

[11] Not available on Long Bed models.

[12] The navigation system is designed to assist in locating an address or point of interest. Discrepancies may be encountered between the system and your actual location. Road system changes may affect the accuracy of the information provided. Rely on your common sense to decide whether to follow a specified route. Detailed coverage not available in every city or roadway. Periodic updates available at an additional cost. See your Navigation System Owner's Manual for further details.

[13] The backup camera does not provide a comprehensive view of the rear area of the vehicle. You should also look around outside your vehicle and use your mirrors to confirm rearward clearance. Cold weather will limit effectiveness and view may become cloudy.

[14] Requires Tow Package.

[15] Headphones are for passenger use only. Do not use while operating vehicle.

[16] Payload is the GVWR minus curb weight and includes weight of occupants, optional equipment and cargo, limited by weight distribution. Payload is not the Vehicle Capacity Weight as defined by FMVSS 110, which will vary according to installed optional equipment.

[17] When equipped with Sport Appearance Package, payload increases by 75 lbs.

[18] With Tow Package, payload decreases by 75 lbs.

[19] When equipped with Sport Appearance Package, standard towing capacity decreases to 7000 lbs.

[20] When equipped with Sport Appearance Package, standard towing capacity decreases to 8900 lbs.

[21] When equipped with Maximum Payload Package, standard towing capacity decreases to 8800 lbs.

[22] With Tow Package, towing capacity increases to 8100 lbs.

[23] When equipped with Sport Appearance Package, standard towing capacity decreases to 6700 lbs.

[24] With Tow Package, towing capacity increases to 10,000 lbs.

[25] When equipped with Maximum Payload Package, standard towing capacity decreases to 8600 lbs.

[26] With Tow Package, towing capacity increases to 8000 lbs.

[27] With Tow Package, towing capacity increases to 10,400 lbs.

[28] When equipped with Sport Appearance Package, standard towing capacity decreases to 8700 lbs.

[29] With Tow Package, towing capacity increases to 10,300 lbs.

[30] When equipped with Sport Appearance Package, standard towing capacity decreases to 8300 lbs.

[31] With Tow Package, towing capacity increases to 7800 lbs.

[32] When equipped with Sport Appearance Package, standard towing capacity decreases to 6400 lbs.

[33] With Tow Package, towing capacity increases to 7700 lbs.

[34] With Tow Package, towing capacity increases to 10,100 lbs.

[35] Flex Fuel Vehicles not available in every state. In states where available, all 4x4, 5.7L V8 models are FFV. Flex Fuel Vehicles use E85, gasoline or a combination of both. Estimated mileage will vary. Consult your dealer for nearest E85 filling stations.

[36] With Color-Keyed Bumper Package, Maximum Payload Package or without Tow Package, rear differential ratio is 3.909 on 4.7L models / 4.100 on 5.7L models.

[37] 2009 EPA mileage estimates. Actual mileage will vary.

Helpful Links

2009 **TUNDRA** 

BUYER TOOLS:

Find Local Specials

www.buyatoyota.com

Request a Quote

www.buyatoyota.com

Locate a Dealer

<http://www.toyota.com/dealers>

Competitive Comparison

<http://www.toyota.com/compare>

Toyota Financial Services

www.toyotafinancial.com

Payment Estimator

<http://www.toyotafinancial.com/estimator>

Apply for Credit

<http://www.toyotafinancial.com/apply>

Certified Used Vehicles

<http://www.toyota.com/tcuv>

Warranty Info.

www.toyotaownersonline.com/warranty

OWNER TOOLS:

Toyota Owner Resources

www.toyotaownersonline.com

Vehicle Reference Guides

<http://prg.toyotapartsandservice.com/>

Maintenance Guides

<http://smg.toyotapartsandservice.com/owners.php>

Toyota Service

<http://www.toyotaownersonline.com/service>

Car Care Tips

<http://www.toyotaownersonline.com/carcare>

Driver Tips

<http://www.toyotaownersonline.com/tips>

Genuine Toyota Parts

<http://www.toyotaownersonline.com/parts>

Do-It-Yourself Help

<http://www.toyotaownersonline.com/diy>

GENERAL INFORMATION:

Toyota News

<http://www.toyota.com/news>

Toyota Motorsports

<http://www.toyota.com/motorsports>

Toyota NASCAR Racing

<http://www.toyota.com/pitpass>

Toyota Community

<http://toyota.edmunds.com/community>

Toyota Events

<http://www.toyota.com/events>

Future Concept Vehicles

<http://www.toyota.com/future>

Community Care

<http://www.toyota.com/community>

QUESTIONS:

FAQs

<http://www.toyota.com/FAQ>

Contact Toyota

<http://www.toyota.com/contact>