

NEW SIERRA MODELS

2022 FEATURES, SPECS AND OPTIONS



Due to current supply-chain shortages, certain features shown have limited or late availability, or are no longer available. See the window label or a dealer regarding the features on an individual vehicle.

We have tried to make this guide comprehensive and factual. We reserve the right, however, to make changes at any time, without notice, in prices, colors, materials, equipment, specifications, models and availability. Specifications, dimensions, measurements, ratings and other numbers in this guide and other printed materials provided at the dealership or affixed to vehicles are approximations based on design and engineering drawings, prototypes and laboratory tests. Your vehicle may differ due to variations in manufacture and equipment. Since some information may have been updated since the time of publication, please check with your GMC dealer for complete details.

GMC
WE ARE PROFESSIONAL GRADE



PRO



SLE



ELEVATION



SLT



AT4



AT4X



DENALI



DENALI ULTIMATE

YOUR SIERRA AWAITS

KEY FEATURES

See your GMC dealer or gmc.com for more feature details and requirements.

EXTERIOR

Chrome Wheel-to-Wheel Assist Steps

GMC MultiPro™ Power Steps

Accessory Off-Road High-Clearance Steps

Accessory Rocker Protection

Cargo Bed Tie-Downs (Fixed)

Dual Exhaust With Premium Tips

Protected Dual Exhaust Outlets

LED Dual-Reflector Headlamps With Fade-On/Fade-Off Animation

Spray-on Bedliner With Logo

World's First Six-Function MultiPro Tailgate

Accessory MultiPro Audio System by KICKER®¹

	PRO	SLE	ELEVATION	SLT	AT4	AT4X	DENALI	DENALI ULTIMATE
Chrome Wheel-to-Wheel Assist Steps	-	○	-	○	-	-	●	-
GMC MultiPro™ Power Steps	-	-	-	-	-	-	○	●
Accessory Off-Road High-Clearance Steps	-	-	○	-	○	○	-	-
Accessory Rocker Protection	-	-	-	-	-	○	-	-
Cargo Bed Tie-Downs (Fixed)	●	●	●	●	●	●	●	●
Dual Exhaust With Premium Tips	-	○	○	○	●	-	●	●
Protected Dual Exhaust Outlets	-	-	-	-	-	●	-	-
LED Dual-Reflector Headlamps With Fade-On/Fade-Off Animation	●	●	●	●	●	●	●	●
Spray-on Bedliner With Logo	○	○	○	○	●	●	●	-
World's First Six-Function MultiPro Tailgate	○	●	●	●	●	●	●	●
Accessory MultiPro Audio System by KICKER®¹	-	○	○	○	○	●	○	●

● Standard ○ Available - Not Available

Due to current supply-chain shortages, certain features shown have limited or late availability, or are no longer available. See the window label or a dealer regarding the features on an individual vehicle.

¹Non-GM warranty. Limited warranty by KICKER®, 3 years/36,000 miles, whichever comes first. For more information, contact your dealer.



PRO



SLE



ELEVATION



SLT



AT4



AT4X



DENALI



DENALI ULTIMATE

YOUR SIERRA AWAITS

KEY FEATURES

See your GMC dealer or gmc.com for more feature details and requirements.

INTERIOR

Dual-Zone Automatic Climate Control

40/20/40 Front Split Bench Seat With Covered Armrest Storage and Lockable Under-Seat Storage

Front Bucket Seats With Center Console

10-Way Power Driver Seat Adjuster Including Lumbar

16-Way Power Driver and Front-Passenger Seat Adjuster, Including Lumbar and Massage

Driver Memory (Driver Seat and Outside Mirrors)

Heated Driver and Front Outboard Passenger Seats

Ventilated Driver and Front Outboard Passenger Seats

Heated Second-Row Outboard Seats

Second-Row Outboard Seatback Storage

Heated Leather-Wrapped Steering Wheel

Power-Rake/-Telescoping Steering Column

Power Sunroof

	PRO	SLE	ELEVATION	SLT	AT4	AT4X	DENALI	DENALI ULTIMATE
Dual-Zone Automatic Climate Control	—	●	●	●	●	●	●	●
40/20/40 Front Split Bench Seat With Covered Armrest Storage and Lockable Under-Seat Storage	●	●	●	●	—	—	—	—
Front Bucket Seats With Center Console	—	—	○	○	●	●	●	●
10-Way Power Driver Seat Adjuster Including Lumbar	○	●	●	●	●	—	●	—
16-Way Power Driver and Front-Passenger Seat Adjuster, Including Lumbar and Massage	—	—	—	—	—	●	—	●
Driver Memory (Driver Seat and Outside Mirrors)	—	—	—	●	●	●	●	●
Heated Driver and Front Outboard Passenger Seats	—	● ¹	● ¹	● ¹	● ¹	●	●	●
Ventilated Driver and Front Outboard Passenger Seats	—	—	—	○ ¹	● ¹	●	●	●
Heated Second-Row Outboard Seats	—	—	—	○ ¹	● ¹	●	● ¹	●
Second-Row Outboard Seatback Storage	—	—	●	●	●	●	●	●
Heated Leather-Wrapped Steering Wheel	—	● ¹	● ¹	● ¹	● ¹	●	● ¹	●
Power-Rake/-Telescoping Steering Column	—	—	—	○	●	●	●	●
Power Sunroof	—	—	○	○	○	●	○	●

● Standard ○ Available — Not Available

Due to current supply-chain shortages, certain features shown have limited or late availability, or are no longer available. See the window label or a dealer regarding the features on an individual vehicle.

¹Feature will not function on certain models without dealer retrofit. See dealer for details.



PRO



SLE



ELEVATION



SLT



AT4



AT4X



DENALI



DENALI ULTIMATE

YOUR SIERRA AWAITS

KEY FEATURES

See your GMC dealer or gmc.com for more feature details and requirements.

CAPABILITY

2.7L Turbo High-Output Engine

5.3L V8 Engine

6.2L Gas V8 Engine (4WD Models)

3.0L Duramax Turbo Diesel I6 Engine

10-Speed Automatic Transmission

Electronic Precision Shift and Steering-Column Paddle Shifters

Denali Premium Suspension With Adaptive Ride Control

Off-Road Suspension With 2" Factory-Installed Lift and Monotube Shocks

Off-Road Suspension With 2" Factory-Installed Lift and Multimatic™ DSSV Dampers

Front and Rear Electronic-Locking Differentials (Driver-Selectable)

Mud Terrain-Rated Goodyear® Wrangler Tires

Duralife Brake Rotors

Traction Select System With Tow/Haul Mode

	PRO	SLE	ELEVATION	SLT	AT4	AT4X	DENALI	DENALI ULTIMATE
2.7L Turbo High-Output Engine	●	●	●	—	—	—	—	—
5.3L V8 Engine	○	○	○	●	—	—	●	—
6.2L Gas V8 Engine (4WD Models)	—	—	—	○	○	●	○	●
3.0L Duramax Turbo Diesel I6 Engine	—	○	○	○	●	—	○	○
10-Speed Automatic Transmission	○	○	○	●	●	●	●	●
Electronic Precision Shift and Steering-Column Paddle Shifters	—	—	○	○	●	●	●	●
Denali Premium Suspension With Adaptive Ride Control	—	—	—	—	—	—	●	●
Off-Road Suspension With 2" Factory-Installed Lift and Monotube Shocks	—	—	—	—	●	—	—	—
Off-Road Suspension With 2" Factory-Installed Lift and Multimatic™ DSSV Dampers	—	—	—	—	—	●	—	—
Front and Rear Electronic-Locking Differentials (Driver-Selectable)	—	—	—	—	—	●	—	—
Mud Terrain-Rated Goodyear® Wrangler Tires	○	—	—	—	●	●	—	—
Duralife Brake Rotors	●	●	●	●	●	●	●	●
Traction Select System With Tow/Haul Mode	—	●	●	●	●	●	●	●

● Standard ○ Available — Not Available

Due to current supply-chain shortages, certain features shown have limited or late availability, or are no longer available. See the window label or a dealer regarding the features on an individual vehicle.

YOUR SIERRA AWAITS



PRO



SLE



ELEVATION



SLT



AT4



AT4X



DENALI



DENALI ULTIMATE

KEY FEATURES

See your GMC dealer or gmc.com for more feature details and requirements.

SAFETY AND TECHNOLOGY

GMC Pro Safety¹ (Includes Forward Collision Alert, Following Distance Indicator, Front Pedestrian Braking, IntelliBeam, Lane Keep Assist With Lane Departure Warning and Automatic Emergency Braking. On AT4, AT4X, Denali and Denali Ultimate, Includes Safety Alert Seat.

Trailer Side Blind Zone Alert¹

Adaptive Cruise Control With Trailering¹

High Definition Surround Vision¹

Multicolor 15" Diagonal Head-Up Display

13.4" Diagonal Premium GMC Infotainment System² and Google built-in Compatibility³ (3-Year GMC Connected Vehicle⁴ Subscription Is Included on AT4, AT4X, Denali and Denali Ultimate)

12.3" Diagonal Digital Driver Information Center

Bose[®] Audio System With Richbass Woofer

Bose 12-Speaker Premium Series With Centerpoint[®] Surround Sound

	PRO	SLE	ELEVATION	SLT	AT4	AT4X	DENALI	DENALI ULTIMATE
GMC Pro Safety ¹	●	●	●	●	●	●	●	●
Trailer Side Blind Zone Alert ¹	—	○	○	○	○	●	●	●
Adaptive Cruise Control With Trailering ¹	○	○	○	○	○	●	○	●
High Definition Surround Vision ¹	—	○	○	○	○	●	●	●
Multicolor 15" Diagonal Head-Up Display	—	—	—	—	○	●	○	●
13.4" Diagonal Premium GMC Infotainment System ² and Google built-in Compatibility ³	—	●	●	●	●	●	●	●
12.3" Diagonal Digital Driver Information Center	—	●	●	●	●	●	●	●
Bose [®] Audio System With Richbass Woofer	—	—	○	○	●	—	●	—
Bose 12-Speaker Premium Series With Centerpoint [®] Surround Sound	—	—	—	—	—	●	—	●

● Standard ○ Available — Not Available

CONTINUED

Due to current supply-chain shortages, certain features shown have limited or late availability, or are no longer available. See the window label or a dealer regarding the features on an individual vehicle.

¹Safety or driver-assistance features are no substitute for the driver's responsibility to operate the vehicle in a safe manner. Read the vehicle Owner's Manual for important feature limitations and information. ²Functionality varies by model. Full functionality requires compatible Bluetooth[®] and smartphone, and USB connectivity for some devices. ³Google built-in services are subject to limitations, and availability may vary by vehicle, infotainment system and location. Select service plan required. Certain Google actions and functionality may require account linking. User terms and privacy statements apply. Google, Google Play and Google Maps are trademarks of Google LLC. ⁴Requires properly equipped 2022 Sierra vehicle. Includes 3-year trial of Connected Vehicle from time of online enrollment by dealer. Services subject to acceptance of terms and limitations. Data plans offered by AT&T[®]. Certain services require working electrical system, cell reception and GPS signal. Offer transferable. Offer subject to change. See onstar.com for details. Availability subject to change.

YOUR SIERRA AWAITS



PRO



SLE



ELEVATION



SLT



AT4



AT4X



DENALI



DENALI ULTIMATE

KEY FEATURES

See your GMC dealer or gmc.com for more feature details and requirements.

SAFETY AND TECHNOLOGY CONTINUED

In-Vehicle Trailering App¹

Wireless Apple CarPlay[®] Compatibility²

Wireless Android Auto[™] Compatibility³

Wireless Charging⁴

SiriusXM[®] With 360L⁵ 3-Month Trial Subscription

	PRO	SLE	ELEVATION	SLT	AT4	AT4X	DENALI	DENALI ULTIMATE
In-Vehicle Trailering App ¹	—	○	○	●	●	●	●	●
Wireless Apple CarPlay [®] Compatibility ²	○	●	●	●	●	●	●	●
Wireless Android Auto [™] Compatibility ³	○	●	●	●	●	●	●	●
Wireless Charging ⁴	—	—	○	○	●	●	●	●
SiriusXM [®] With 360L ⁵ 3-Month Trial Subscription	○	●	●	●	●	●	●	●

● Standard ○ Available — Not Available

Due to current supply-chain shortages, certain features shown have limited or late availability, or are no longer available. See the window label or a dealer regarding the features on an individual vehicle.

¹App functionality and features vary with vehicle equipment and trim level. Data connection may be required. Some features require active service plan and working electrical system. User terms and limitations apply. ²Vehicle user interface is a product of Apple[®] and its terms and privacy statements apply. Requires compatible iPhone[®] and data plan rates apply. Apple CarPlay, Siri, iPhone and Apple Music are trademarks of Apple, Inc., registered in the U.S. and other countries. ³Vehicle user interface is a product of Google and its terms and privacy statements apply. Requires the Android Auto app on Google Play and a compatible Android smartphone. Data plan rates apply. You can check which smartphones are compatible at g.co/androidauto/requirements. Android, Google Play and Android Auto are trademarks of Google LLC. ⁴The system wirelessly charges one compatible mobile device. Some phones have built-in wireless charging technology and others require a special adapter/back cover. To check for phone or other device compatibility, see my.gmc.com/learn or consult your carrier. ⁵Certain features require a SiriusXM subscription and the GMC Connected Access plan. See siriusxm.com and onstar.com for details and limitations.



PRO



SLE



ELEVATION



SLT



AT4



AT4X



DENALI



DENALI ULTIMATE

YOUR SIERRA AWAITS

SELECT PACKAGES

See your GMC dealer or gmc.com for more package details and requirements.

PRO

CONVENIENCE PACKAGE Includes EZ-Lift power lock and release tailgate, tinted glass, LED cargo bed lighting, rear-window defogger, cruise control and outside power mirrors on Double Cab and Crew Cab models

PRO VALUE PACKAGE Includes Convenience Package and Trailing Package

1SA SAFETY PLUS PACKAGE¹ Includes Lane Change Alert with Side Blind Zone Alert, Rear Cross Traffic Braking, perimeter lighting, outside chrome mirror caps, Rear Pedestrian Alert and Rear Park Assist (feature will not function on certain models without dealer retrofit; see dealer for details)

CONNECTIVITY AND ENTERTAINMENT PACKAGE Includes wireless Apple CarPlay[®] compatibility² and wireless Android Auto compatibility³, OnStar[®] and GMC Connected Services⁴ capability, Wi-Fi[®] Hotspot⁵ capability and 3-month trial of SiriusXM with 360L⁶

SLE

PREFERRED PACKAGE Includes Universal Home Remote, rear sliding power window, trailer brake controller, Hitch Guidance with Hitch View,¹ in-vehicle Trailing App,⁷ rear wheelhouse liners (limited availability) and Adaptive Cruise Control¹

ELEVATION

PREFERRED PACKAGE Includes Universal Home Remote, Bose Audio System, rear sliding power window, trailer brake controller, Hitch Guidance with Hitch View,¹ in-vehicle Trailing App,⁷ Adaptive Cruise Control¹ and rear wheelhouse liners (limited availability)

ELEVATION PREMIUM PACKAGE Includes Preferred Package, Jet Black leather-appointed front bucket seats, up-level rear seat with Storage Package, wireless charging,⁸ Sierra Safety Plus Package and spray-on bedliner

SLT

SLT CONVENIENCE PACKAGE Includes front bucket seats with center console, ventilated front seats,⁹ wireless charging,⁸ Bose Audio System, power-raise/-telescoping steering column and USB ports¹⁰ (2 first-row and charge and data ports located inside console)

SLT PREFERRED PACKAGE Includes Adaptive Cruise Control,¹ rear sliding power window, Universal Home Remote and heated second-row outboard seats⁹

SLT PREMIUM PACKAGE Includes SLT Convenience Package, ProGrade™ Trailing System, 20" polished aluminum wheels with Technical Gray painted accents and chrome assist steps

SLT PREMIUM PLUS PACKAGE Includes SLT Convenience Package, SLT Preferred Package, Sierra Safety Plus Package, ProGrade Trailing System, 20" polished aluminum wheels with Technical Gray painted accents, chrome assist steps and spray-on bedliner

Due to current supply-chain shortages, certain features shown have limited or late availability, or are no longer available. See the window label or a dealer regarding the features on an individual vehicle.

¹Safety or driver-assistance features are no substitute for the driver's responsibility to operate the vehicle in a safe manner. Read the vehicle Owner's Manual for important feature limitations and information. ²Vehicle user interface is a product of Apple[®] and its terms and privacy statements apply. Requires compatible iPhone[®] and data plan rates apply. Apple CarPlay, Siri, iPhone and Apple Music are trademarks of Apple, Inc., registered in the U.S. and other countries. ³Vehicle user interface is a product of Google and its terms and privacy statements apply. To use Android Auto on your car display, you'll need an Android phone running Android 6 or higher, an active data plan and the Android Auto app. Google, Android and Android Auto are trademarks of Google LLC. ⁴Connected services vary by vehicle model and require active service plan, working electrical system, cell reception and GPS signal. Does not include emergency or security services. See onstar.com for details and limitations. ⁵Service varies with conditions and location. Requires active service plan and paid AT&T data plan. See onstar.com for details and limitations. ⁶Certain features require a SiriusXM subscription and the GMC Connected Access plan. See siriusxm.com and onstar.com for details and limitations. ⁷App functionality and features vary with vehicle equipment and trim level. Data connection may be required. Some features require active service plan and working electrical system. Terms and limitations apply. ⁸The system wirelessly charges one compatible mobile device. Some phones have built-in wireless charging technology and others require a special adapter/back cover. To check for phone or other device compatibility, see my.gmc.com/learn or consult your carrier. ⁹Feature will not function on certain models without dealer retrofit. See dealer for details. ¹⁰Not compatible with all devices.

CONTINUED



PRO



SLE



ELEVATION



SLT



AT4



AT4X



DENALI



DENALI ULTIMATE

YOUR SIERRA AWAITS

SELECT PACKAGES CONTINUED

See your GMC dealer or gmc.com for more package details and requirements.

AT4

AT4 PREFERRED PACKAGE Includes Universal Home Remote, rear sliding power window and Adaptive Cruise Control¹

AT4 PREMIUM PACKAGE Includes AT4 Preferred Package, Sierra Safety Plus Package and off-road high-clearance steps

DENALI

DENALI RESERVE PACKAGE Includes Technology Package, sunroof, GMC MultiPro Power Steps and 22" painted aluminum wheels with machining and Bright Chrome inserts

ADDITIONAL PACKAGES

SIERRA SAFETY PLUS PACKAGE¹ Includes Rear Cross Traffic Braking, Rear Pedestrian Alert, in-vehicle Trailing App² (SLE and Elevation only), Rear Park Assist (feature will not function on certain models without dealer retrofit; see dealer for details) (SLE and Elevation only), Safety Alert Seat (SLT only), Front and Rear Park Assist (feature will not function on certain models without dealer retrofit; see dealer for details) (SLT and AT4 only), High Definition Surround Vision, trailer camera provisions and Trailer Side Blind Zone Alert (Available on SLE, Elevation, SLT and AT4)

TECHNOLOGY PACKAGE¹ Includes Rear Camera Mirror, Bed View Camera (AT4 only), Adaptive Cruise Control (Denali only) and multicolor 15" diagonal Head-Up Display (Available on AT4 and Denali)

X31 OFF-ROAD PACKAGE Includes off-road suspension, all-terrain tires, Hill Descent Control, skid plates, heavy-duty air filter, automatic-locking rear differential, 2-speed transfer case, rear wheelhouse liners (limited availability on SLE and Elevation only), 18" 6-spoke machined aluminum wheels with Dark Gray Metallic accents (SLE only), dual exhaust outlets (SLE, Elevation and SLT only) and X31 hard badge (Requires Crew Cab or Double Cab 4WD model. Available on Pro, SLE, Elevation and SLT.)

X31 OFF-ROAD AND PROTECTION PACKAGE Includes X31 Off-Road Package, spray-on bedliner and all-weather floor liners (Requires Crew Cab or Double Cab 4WD model. Available on SLE, Elevation and SLT.)

SNOW PLOW PREP PACKAGE Includes roof emergency light provisions, 220-amp alternator, heavy-duty air filter, skid plates and heavy-duty front springs (Requires 4WD model. Available on Pro, SLE and SLT.)

TRAILERING PACKAGE Includes trailer hitch, 7-pin and 4-pin connectors and Hitch Guidance.¹ (Available on Pro. Standard on all other trims.)

MAX TRAILERING PACKAGE Includes 9.76" rear axle, 3.42 axle ratio (3.73 axle ratio when equipped with 3.0L Duramax Turbo Diesel engine), enhanced cooling radiator, revised shock tuning for increased control, heavier-duty rear springs, increased Rear Gross Axle Weight Rating and 220-amp alternator (Available on SLE, Elevation and SLT)

Due to current supply-chain shortages, certain features shown have limited or late availability, or are no longer available. See the window label or a dealer regarding the features on an individual vehicle.

¹Safety or driver-assistance features are no substitute for the driver's responsibility to operate the vehicle in a safe manner. Read the vehicle Owner's Manual for important feature limitations and information. ²App functionality and features vary with vehicle equipment and trim level. Data connection may be required. Some features require active service plan and working electrical system. User terms and limitations apply.

YOUR SIERRA AWAITS

SIERRA 1500 CAB AND BED CONFIGURATIONS



PRO



SLE



ELEVATION



SLT



AT4




AT4X



DENALI




DENALI ULTIMATE




REGULAR CAB STANDARD BED

Standard on Pro.




REGULAR CAB LONG BED

Available on Pro.



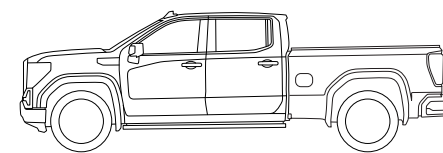
DOUBLE CAB STANDARD BED

Available on Pro, SLE and Elevation.



CREW CAB SHORT BED

Available on Pro, SLE, Elevation, SLT, AT4, AT4X, Denali and Denali Ultimate.



CREW CAB STANDARD BED

Available on Pro, SLE, Elevation, SLT, AT4 and Denali.

Due to current supply-chain shortages, certain features shown have limited or late availability, or are no longer available. See the window label or a dealer regarding the features on an individual vehicle.

YOUR SIERRA AWAITS

SPECIFICATIONS

ENGINE	CAB	BED	MAX GVWR (LBS) ¹	MAX GCWR (LBS) ²	AXLE RATIO	MAX CONVENTIONAL HITCH TRAILERING (LBS) ³	MAX FIFTH-WHEEL HITCH TRAILERING (LBS) ³	MAX GOOSENECK HITCH TRAILERING (LBS) ³	BASE PAYLOAD (LBS) ⁴
2.7L TURBO HIGH-OUTPUT	Crew 2WD	Short	6,800	14,500	3.42	9,000	8,700	8,700	2,020
	Crew 4WD	Short	7,000	14,500	3.42	8,800	8,200	8,200	1,990
	Crew 4WD	Standard	7,000	14,500	3.42	8,800	8,300	8,300	1,940
	Double 2WD	Standard	6,800	14,500	3.42	9,100	8,700	8,700	2,030
	Double 4WD	Standard	7,000	14,500	3.42	8,900	8,800	8,800	2,010
	Regular 2WD	Standard	6,700	14,000	3.42	9,000	8,900	8,900	2,240
	Regular 4WD	Standard	6,800	14,000	3.42	8,800	8,700	8,700	2,120
	Regular 2WD	Long	6,800	14,500	3.42	9,400	9,300	9,300	2,230
	Regular 4WD	Long	6,900	14,500	3.42	9,100	9,000	9,000	2,100
5.3L V8	Crew 2WD	Short	6,900	15,000	3.23	9,300	8,000	8,000	1,990
	Crew 2WD (w/Max Trailering Package)	Short	7,100	16,800	3.42	11,100	8,900	8,900	1,990
	Crew 4WD	Short	7,100	15,000	3.23	9,200	8,200	8,200	2,010
	Crew 4WD (w/Max Trailering Package)	Short	7,300	16,800	3.42	10,800	8,700	8,700	2,030
	Crew 4WD	Standard	7,100	15,000	3.23	9,100	7,600	7,600	1,920
	Crew 4WD (w/Max Trailering Package)	Standard	7,300	16,800	3.42	10,800	8,200	8,200	1,980
	Double 2WD	Standard	6,800	15,000	3.23	9,400	7,900	7,900	1,870
	Double 2WD (w/Max Trailering Package)	Standard	7,100	16,800	3.42	11,200	9,500	9,500	2,010
	Double 4WD	Standard	7,000	15,000	3.23	9,200	7,700	7,700	1,880
	Double 4WD (w/Max Trailering Package)	Standard	7,300	16,800	3.42	10,900	9,400	9,400	1,990
6.2L V8	Regular 2WD	Long	6,800	15,000	3.23	9,800	9,700	9,700	2,110
	Regular 4WD	Long	6,900	15,000	3.23	9,500	9,000	9,000	1,980
	Crew 4WD	Short	7,100 ⁵	15,000	3.23	8,900 ⁶	6,500 ⁷	6,500 ⁷	1,680 ⁸
	Crew 4WD (w/Max Trailering Package)	Short	7,300	19,100 ⁹	3.42	13,000 ⁹	7,900	7,900	1,840
	Crew 4WD	Standard	7,100 ¹⁰	15,000	3.23	8,900	6,300 ¹¹	6,300 ¹¹	1,640 ¹²
	Crew 4WD (w/Max Trailering Package)	Standard	7,300	19,100 ⁹	3.42	13,000 ⁹	7,600	7,600	1,800
3.0L DURAMAX TURBO DIESEL 16	Crew 2WD	Short	7,000	15,000	3.23	9,100	7,300	7,300	1,870
	Crew 2WD (w/Max Trailering Package)	Short	7,100	19,000 ⁹	3.73	13,100 ⁹	7,700	7,700	1,840
	Crew 4WD	Short	7,200 ¹⁰	15,000	3.23	8,800	6,700 ¹¹	6,700 ¹¹	1,820 ¹³
	Crew 4WD (w/Max Trailering Package)	Short	7,300	19,000 ⁹	3.73	12,900 ⁹	7,700	7,700	1,870
	Crew 4WD	Standard	7,200 ¹⁰	15,000	3.23	8,800	6,100 ¹⁴	6,100 ¹⁴	1,770 ¹⁵
	Crew 4WD (w/Max Trailering Package)	Standard	7,300	19,000 ⁹	3.73	12,800 ⁹	7,400	7,400	1,830
	Double 2WD	Standard	6,900	15,000	3.23	9,300	7,500	7,500	1,790
	Double 2WD (w/Max Trailering Package)	Standard	7,100	19,000 ⁹	3.73	13,200 ⁹	8,600	8,600	1,860
	Double 4WD	Standard	7,100	15,000	3.23	9,000	6,900	6,900	1,740
Double 4WD (w/Max Trailering Package)	Standard	7,300	19,000 ⁹	3.73	13,000 ⁹	8,400	8,400	1,830	

¹Maximum Gross Vehicle Weight Rating (GVWR). When properly equipped; includes weight of vehicle, passengers, cargo and equipment. ²Gross Combination Weight Rating (GCWR). When properly equipped; includes weight of vehicle and trailer combination, including the weight of driver, passengers, fuel, optional equipment and cargo in the vehicle and trailer. ³Maximum trailering ratings are intended for comparison purposes only. Before you buy a vehicle or use it for trailering, carefully review the trailering section of the Owner's Manual. The trailering capacity of your specific vehicle may vary. The weight of passengers, cargo and options or accessories may reduce the amount you can trailer. ⁴Base payload ratings are intended for comparison purposes only. Before you buy a vehicle or use it to haul people or cargo, carefully review the vehicle loading section of the Owner's Manual and check the carrying capacity of your specific vehicle on the label on the inside of the driver's doorjamb. ⁵AT4 max GVWR is 7,000 lbs. ⁶AT4 max trailering capacity is 9,000 lbs. ⁷AT4 max trailering capacity is 6,200 lbs. ⁸AT4 base payload is 1,440 lbs. AT4X base payload is 1,420 lbs. ⁹Requires 20" wheels and tires. ¹⁰AT4 max GVWR is 7,100 lbs. ¹¹AT4 max trailering capacity is 5,900 lbs. ¹²AT4 base payload is 1,390 lbs. ¹³AT4 base payload is 1,380 lbs. ¹⁴AT4 max trailering capacity is 5,600 lbs. ¹⁵AT4 base payload is 1,330 lbs.

YOUR SIERRA AWAITS

ENGINE SPECIFICATIONS

ENGINE	BORE & STROKE (IN./MM)	BLOCK MATERIAL	CYLINDER HEAD MATERIAL	COMPRESSION RATIO	VALVETRAIN	FUEL DELIVERY	HORSEPOWER	TORQUE
2.7L I4 Turbo High-Output Gas (L3B)	3.63 x 4.01 / 92.25 x 102	Cast aluminum	Cast aluminum	10.0:1	Dual-overhead camshafts, four valves per cylinder, continuously Variable Valve Timing	Direct high-pressure fuel injection	310 @ 5600	430 @ 3000
5.3L Gas V8 (L84)	3.78 x 3.62 / 96 x 92	Cast aluminum	Cast aluminum	11.0:1	Overhead valve, two valves per cylinder, Variable Valve Timing	Direct high-pressure fuel injection	355 @ 5600	383 @ 4100
6.2L Gas V8 (L87)	4.06 x 3.62 / 103.25 x 92	Cast aluminum	Cast aluminum	11.0:1	Overhead valve, two valves per cylinder, Variable Valve Timing	Direct high-pressure fuel injection	420 @ 5600	460 @ 4100
3.0L Duramax I6 Turbo Diesel (LM2)	3.30 x 3.54 / 84 x 90	Cast aluminum	Cast aluminum	15.0:1	Dual-overhead camshafts, four valves per cylinder, Variable Valve Timing	High-pressure, common-rail direct injection	277 @ 3750	460 @ 1500

TRANSMISSION SPECIFICATIONS

TRANSMISSION TYPE	FIRST	SECOND	THIRD	FOURTH	FIFTH	SIXTH	SEVENTH	EIGHTH	NINTH	TENTH	REVERSE	FINAL DRIVE RATIO (STD./OPT.)
8L90 8-speed automatic (2.7L)	4.56	2.97	2.08	1.69	1.27	1.00	0.85	0.65	-	-	3.82	3.42/-
10L80 10-speed automatic (5.3L, 6.2L and 3.0L Turbo Diesel)	4.70	2.99	2.16	1.78	1.53	1.28	1.00	0.85	0.69	0.64	4.87	3.23/3.73 diesel 3.23/3.42 gas